


2022

Gender Statistics

The Examination Yuan

Republic of China (Taiwan)



Examination Yuan, Republic of China (Taiwan)
August 2023

CONTENTS

Chapter 1	Civil Service Examinations	1
Chapter 2	Professional and Technical Examinations.....	9
Chapter 3	Civil Servants.....	11
Chapter 4	Screening and Review Results of Civil Servants Performance Evaluation.....	17
Chapter 5	Training and Development for Civil Servants ...	21
Chapter 6	Retirement and Survivor Relief of Civil Servants	28
Chapter 7	Personnel of Examination Yuan and Subordinate Agencies	31

LIST OF FIGURES

Figure 1-1	Percentages of registered candidates of Civil Service Examinations by type (2022)	1
Figure 1-2	Percentages of female registered candidates of Civil Service Examinations by type (2018-2022).....	1
Figure 1-3	Examination attendance rate of Civil Service Examinations by type (2022) ...	2
Figure 1-4	Examination attendance rate of Civil Service Examinations by type (2018-2022)	2
Figure 1-5	Percentages of qualified examinees of Civil Service Examinations by type (2022)	3
Figure 1-6	Qualification rate of Civil Service Examinations by type (2018-2022).....	3
Figure 1-7	Percentages of registered candidates of administrative personnel in Civil Service Examinations by type (2018-2022).....	4
Figure 1-8	Percentages of registered candidates of technicians in Civil Service Examinations by type (2018-2022).....	4
Figure 1-9	Percentages of qualified examinees of administrative personnel in Civil Service Examinations by type (2018-2022).....	5
Figure 1-10	Percentages of qualified examinees of technicians in Civil Service Examinations by type (2018-2022).....	5
Figure 1-11	Qualification rate of administrative personnel in Civil Service Examinations by type (2018-2022).....	6
Figure 1-12	Qualification rate of technicians in Civil Service Examinations by type (2018-2022)	6
Figure 1-13	Percentages of qualified examinees of Special Civil Service Examinations by examination name (2018-2022)	7
Figure 1-14	Gender Disparity in the percentages of qualified examinees of Special Civil Service Examinations in selecting examination names(2018-2022).....	7
Figure 2-1	Percentages of registered candidates and qualified examinees of Senior Professional and Technical Examinations (2022)	9
Figure 2-2	Percentages of registered candidates and qualified examinees of Senior Professional and Technical Examinations by category (2022).....	9

Figure 2-3	Percentages of registered candidates and qualified examinees of Junior Professional and Technical Examinations (2022)	10
Figure 2-4	Percentages of registered candidates and qualified examinees of Junior Professional and Technical Examinations by category (2022).....	10
Figure 3-1	Civil servants by agency (end of 2022)	11
Figure 3-2	Percentages of female civil servants by agency (end of 2018-2022).....	11
Figure 3-3	Percentages of female civil servants by county(city) (end of 2022)	12
Figure 3-4	Percentages of level of education of civil servants (end of 2022)	12
Figure 3-5	Percentages of civil servants by rank (end of 2022).....	13
Figure 3-6	Percentages of female civil servants by rank (end of 2018-2022)	13
Figure 3-7	Percentages of civil servants by age (end of 2022).....	14
Figure 3-8	Percentages of civil servants as supervisors (end of 2022).....	14
Figure 3-9	Percentages of indigenous civil servants by personnel category (end of 2022).....	15
Figure 3-10	Percentages of disabled civil servants by personnel category (end of 2022)	15
Figure 3-11	Civil servants applying for parental leave without pay and restoration (2018-2022)	16
Figure 3-12	Percentages of civil servants applying for parental leave without pay and restoration by the period of leave (2022)	16
Figure 4-1	Percentages of screening and review results of civil servants performance evaluation by gender (2021).....	17
Figure 4-2	Percentages of screening and review results of civil servants performance evaluation by ranking (2021).....	17
Figure 4-3	Percentages of screening and review results of civil servants performance evaluation by rank (2021).....	18
Figure 4-4	Percentages of performance evaluation results for civil servants restoring from parental leave without pay (2021)	18
Figure 4-5	Number of civil servants receiving Distinguished Achievement Award by agency (2022)	19
Figure 4-6	Number of civil servants receiving Distinguished Achievement Award by rank (2022)	19
Figure 4-7	Percentages of civil servants receiving Model Civil Servants Award by agency (2022)	20

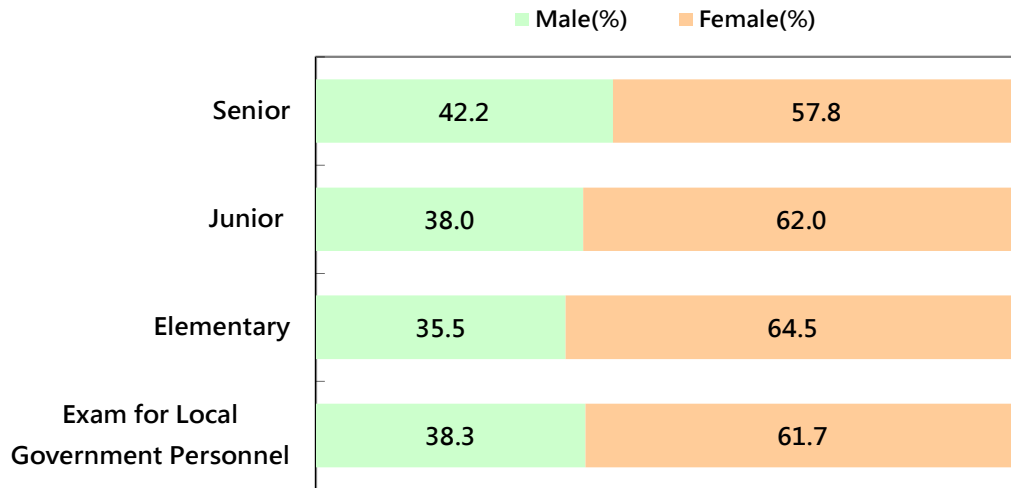
Figure 4-8	Percentages of civil servants receiving Model Civil Servants Award by rank (2022)	20
Figure 5-1	Percentages of training for Civil Service Exam and Special Civil Service Exam qualifiers (2018-2022)	21
Figure 5-2	Percentages of retaining training qualification for Elementary, Junior and Senior Civil Service Exam qualifiers (2018-2022).....	21
Figure 5-3	Qualification rate of training for Civil Service Exam and Special Civil Service Exam qualifiers (2018-2022)	22
Figure 5-4	Percentages of on-the-job training for civil servants by rank (2018-2022) .	22
Figure 5-5	The average of on-the-job training hours for civil servants by rank (2018-2022)	23
Figure 5-6	Percentages of promotion training by type (2022).....	23
Figure 5-7	Percentages of promotion training by type (2018-2022).....	24
Figure 5-8	Qualification rate of Junior to Senior rank promotion training and Elementary to Junior rank promotion training (2018-2022).....	24
Figure 5-9	Qualification rate of Junior to Senior rank promotion training of Police Officers and Elementary to Junior rank promotion training of Police Officers (2018-2022)	25
Figure 5-10	Percentages of developing training for Senior civil servants (2018-2022) ...	25
Figure 5-11	Percentages of developing training for Senior civil servants by type (2022)	26
Figure 5-12	Percentages of counsellor of training for Civil Service Exam and Special Civil Service Exam qualifiers (2018-2022)	26
Figure 5-13	Percentages of counsellor of promotion training (2018-2022).....	27
Figure 6-1	Overview of civil servants retirement review by type (2022)	28
Figure 6-2	Percentages of civil servants retirement review by rank (2022).....	28
Figure 6-3	Average age of civil servants retirement review by rank (2022)	29
Figure 6-4	Number of civil servants voluntary retirement review by age (2022).....	29
Figure 6-5	Percentages of civil servants survivor relief review by type (2018-2022)	30
Figure 6-6	Percentages of civil servants survivor relief review by age (2022).....	30
Figure 7-1	Overview of employees of Examination Yuan and subordinate agencies by gender (end of 2022)	31
Figure 7-2	Percentages of personnel of Examination Yuan and subordinate agencies by agency (end of 2022)	31
Figure 7-3	Percentages of personnel of Examination Yuan and subordinate agencies by rank (end of 2022).....	32

Figure 7-4 Percentages of female employees of Examination Yuan and subordinate agencies by rank (end of 2018-2022)..... 32

Chapter 1 Civil Service Examinations

1.1 Overview of Civil Service Examinations

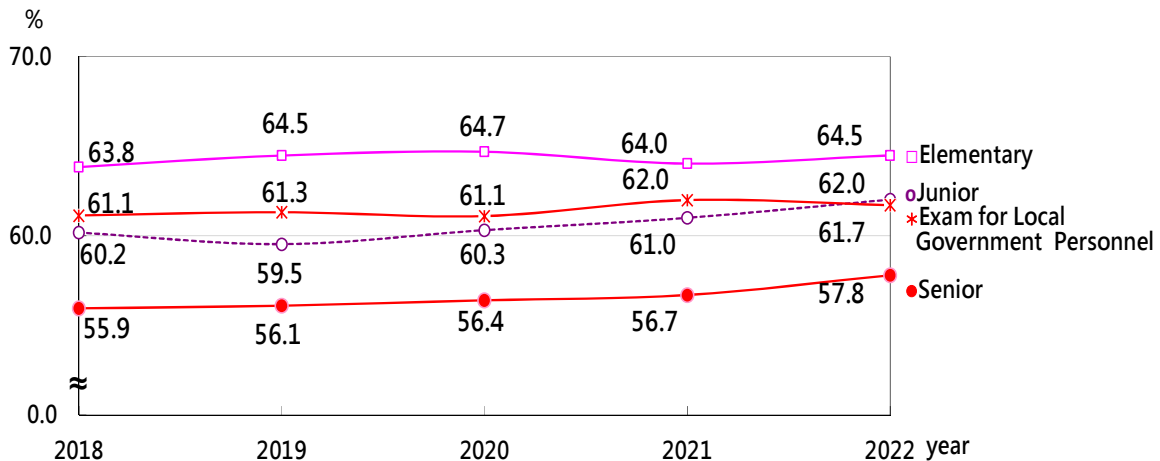
Figure 1-1 Percentages of registered candidates of Civil Service Examinations by type (2022)



Source: Ministry of Examination

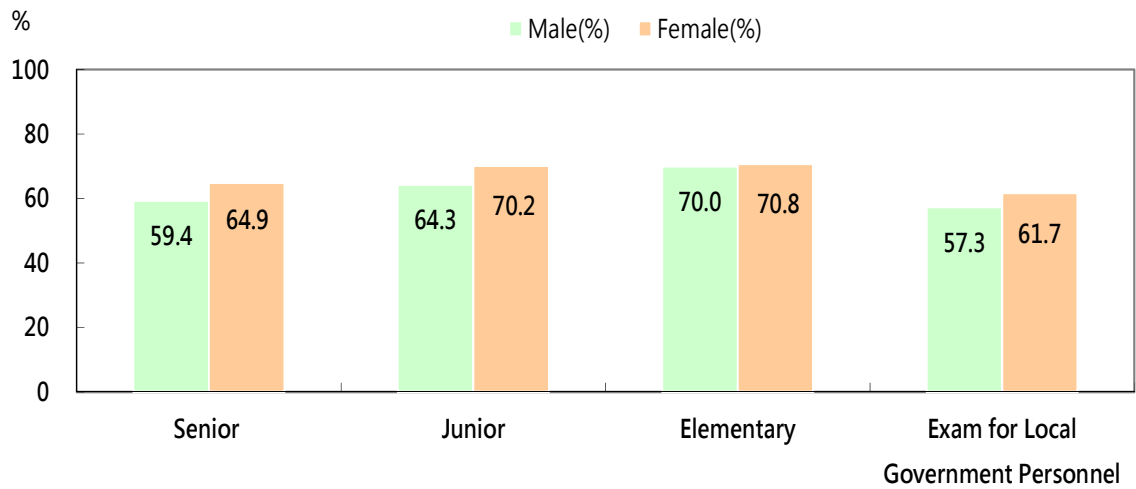
- Note: 1. Senior Civil Service Examinations are classified into level 1, level 2 and level 3.
 2. Examination for Local Government Personnel are classified into grade 3, grade 4 and grade 5.

Figure 1-2 Percentages of female registered candidates of Civil Service Examinations by type (2018-2022)



Source: Ministry of Examination

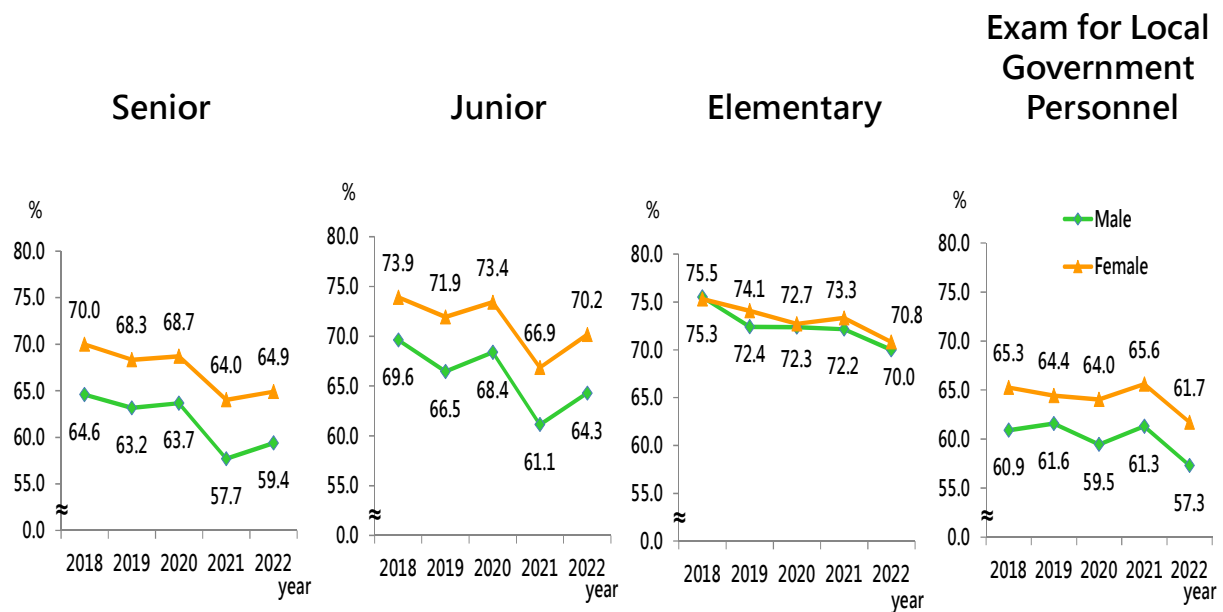
Figure 1-3 Examination attendance rate of Civil Service Examinations by type (2022)



Source: Ministry of Examination

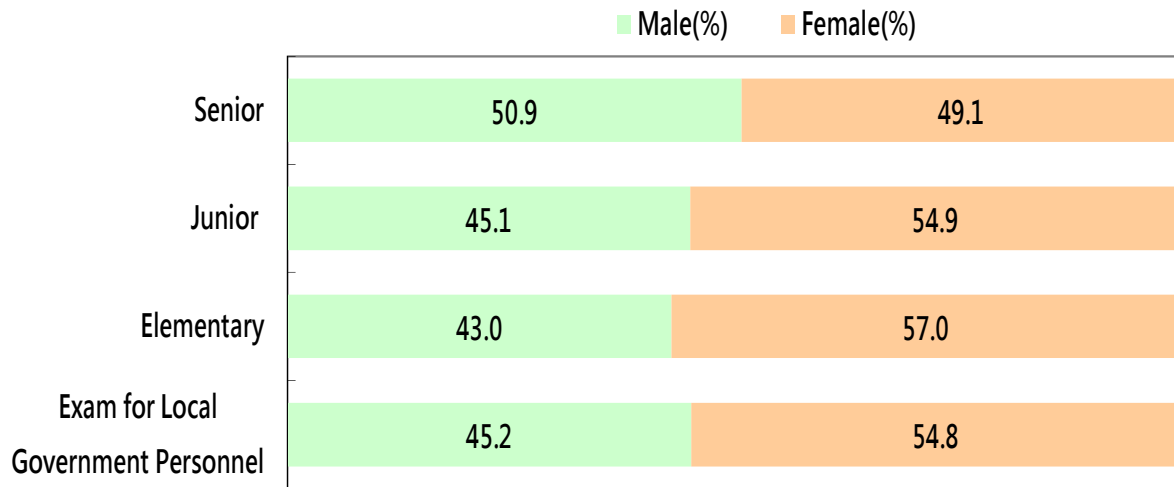
Note: Examination attendance rate=(Number of actual examinees / Number of registered candidates)×100%

Figure 1-4 Examination attendance rate of Civil Service Examinations by type (2018-2022)



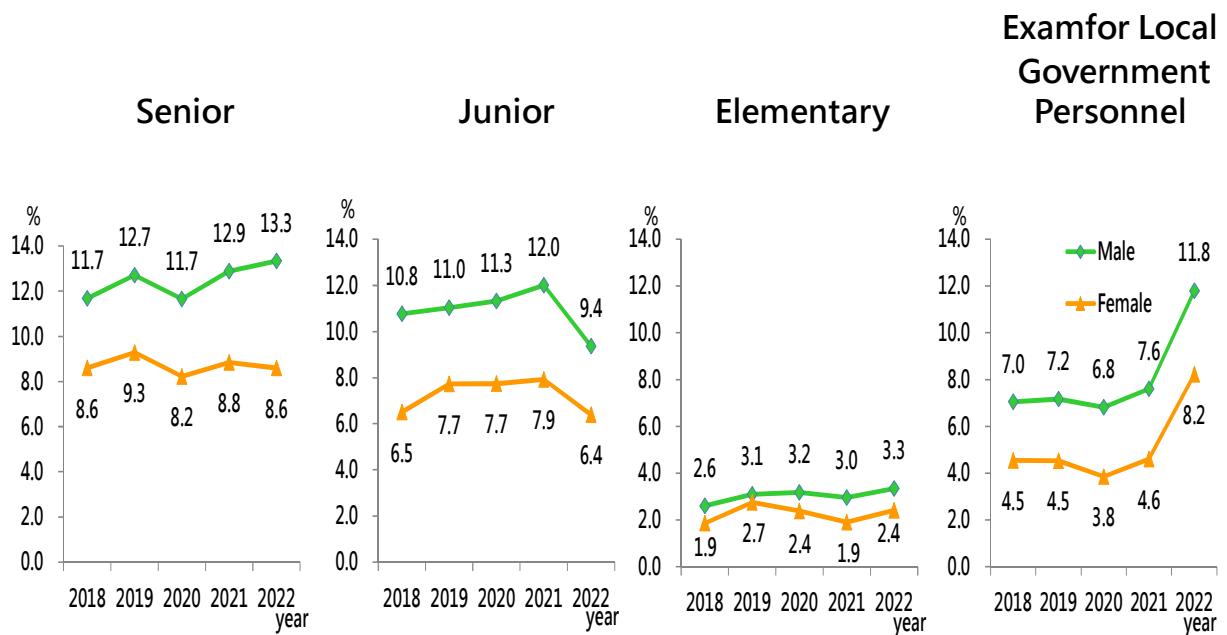
Source: Ministry of Examination

Figure 1-5 Percentages of qualified examinees of Civil Service Examinations by type (2022)



Source: Ministry of Examination

Figure 1-6 Qualification rate of Civil Service Examinations by type (2018-2022)

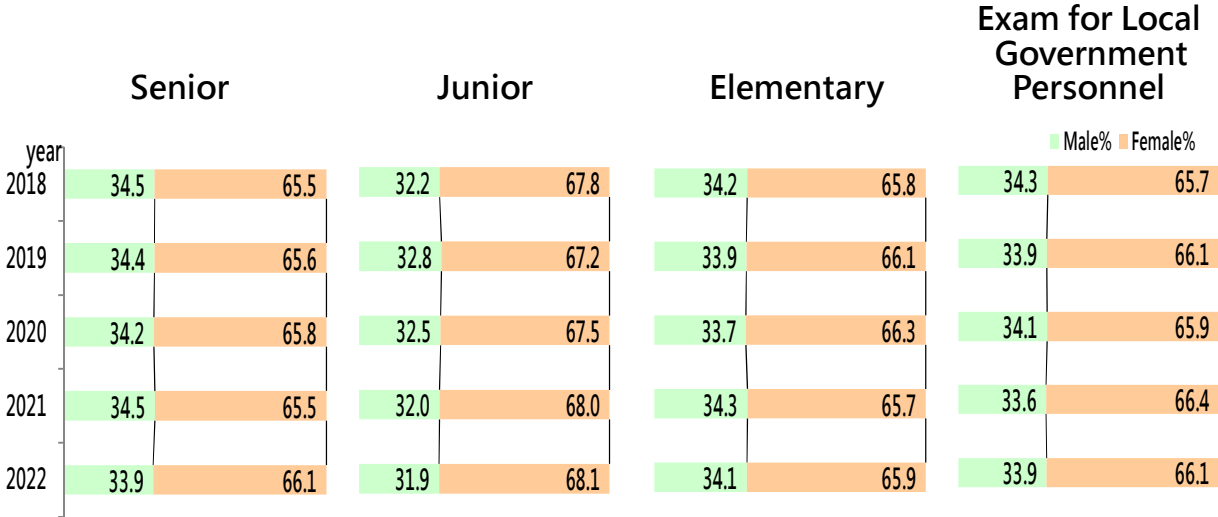


Source: Ministry of Examination

Note: Qualification rate=(Number of qualified examinees/Number of actual examinees)×100%

1.2 Civil Service Examinations by administrative personnel and technicians

Figure 1-7 Percentages of registered candidates of administrative personnel in Civil Service Examinations by type (2018-2022)



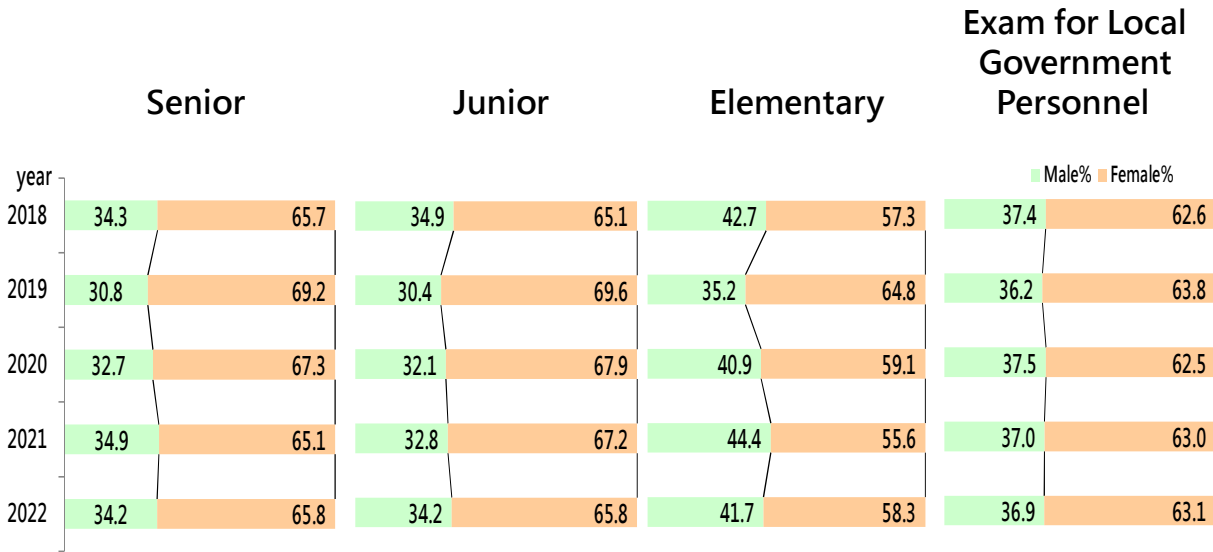
Source: Ministry of Examination

Figure 1-8 Percentages of registered candidates of technicians in Civil Service Examinations by type (2018-2022)



Source: Ministry of Examination

Figure 1-9 Percentages of qualified examinees of administrative personnel in Civil Service Examinations by type (2018-2022)



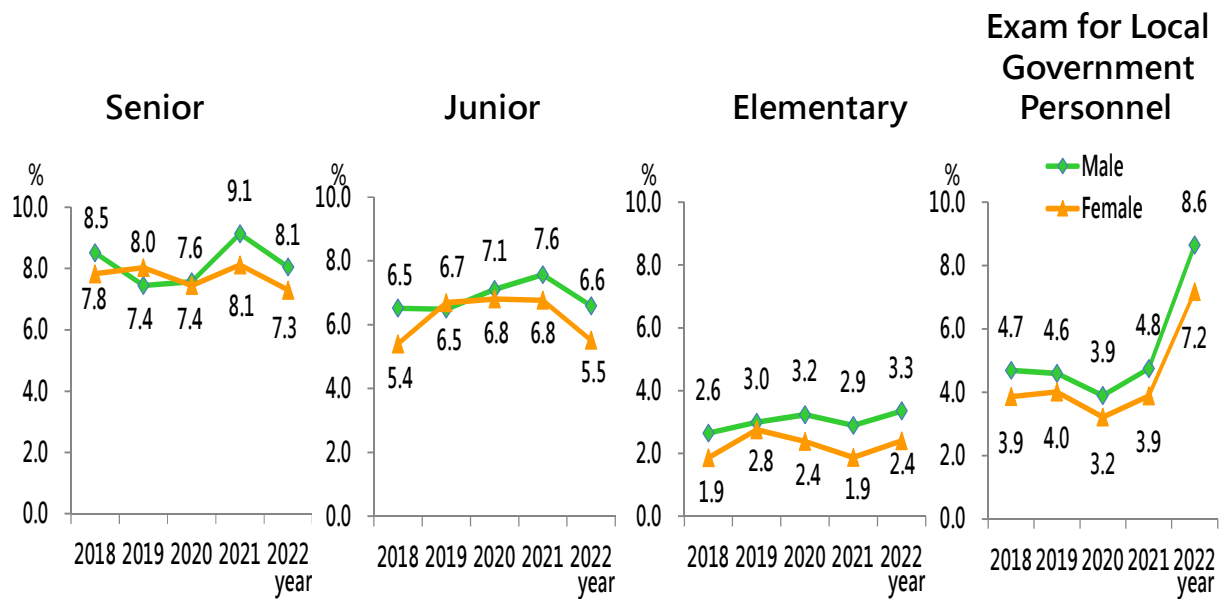
Source: Ministry of Examination

Figure 1-10 Percentages of qualified examinees of technicians in Civil Service Examinations by type (2018-2022)



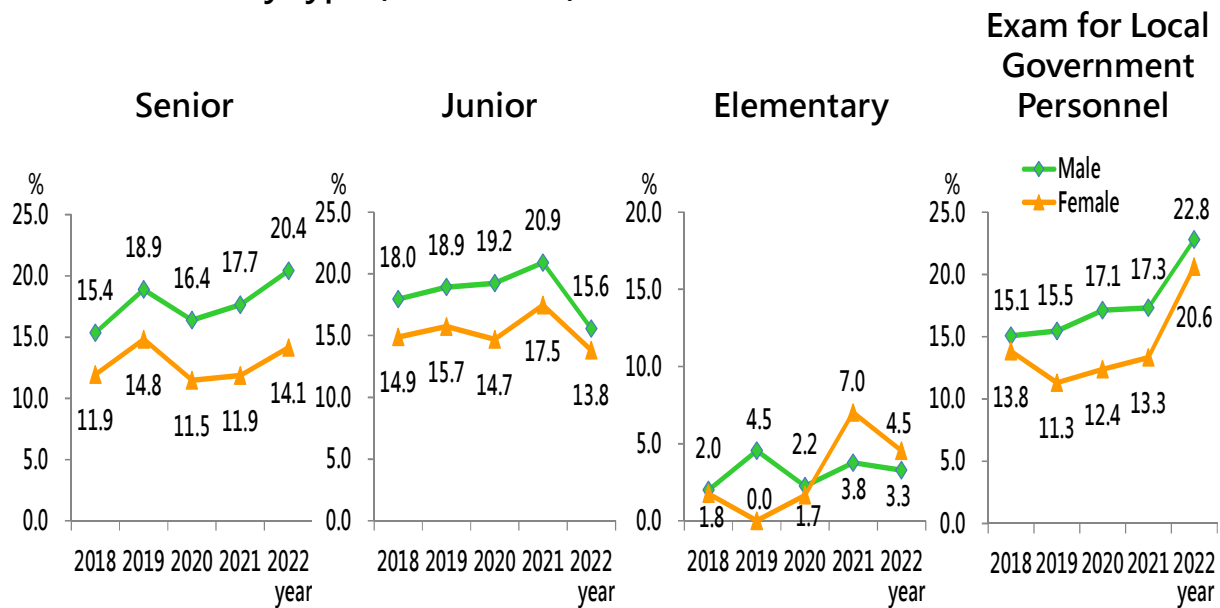
Source: Ministry of Examination

Figure 1-11 Qualification rate of administrative personnel in Civil Service Examinations by type (2018-2022)



Source: Ministry of Examination

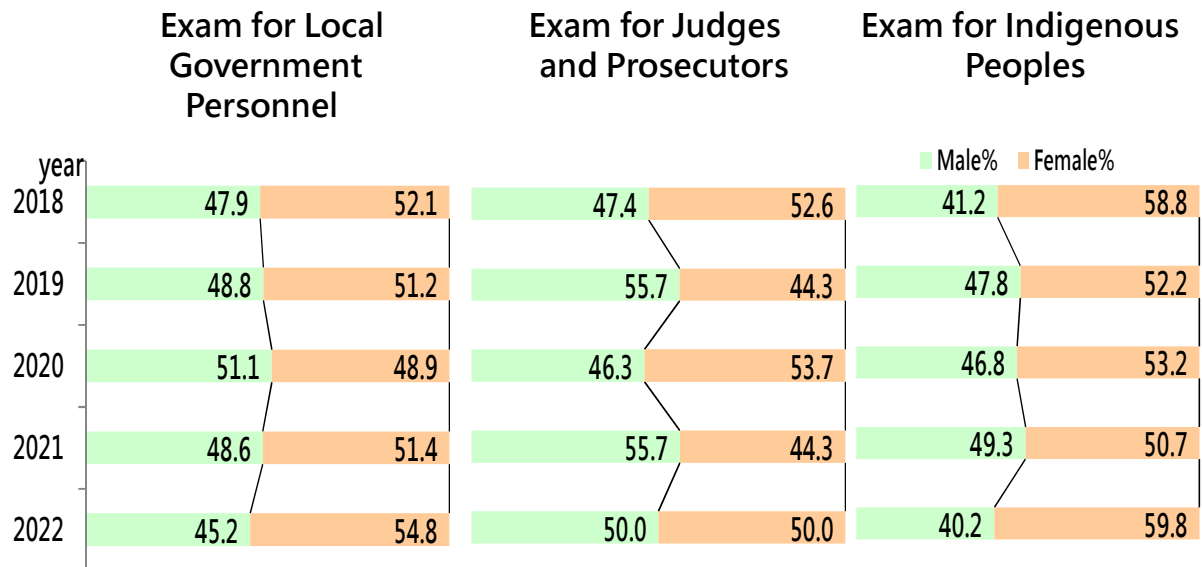
Figure 1-12 Qualification rate of technicians in Civil Service Examinations by type (2018-2022)



Source: Ministry of Examination

1.3 Special Civil Service Examinations

Figure 1-13 Percentages of qualified examinees of Special Civil Service Examinations by examination name (2018-2022)



Source: Ministry of Examination

Figure 1-14 Gender Disparity in the percentages of qualified examinees of Special Civil Service Examinations in selecting examination names (2018-2022)

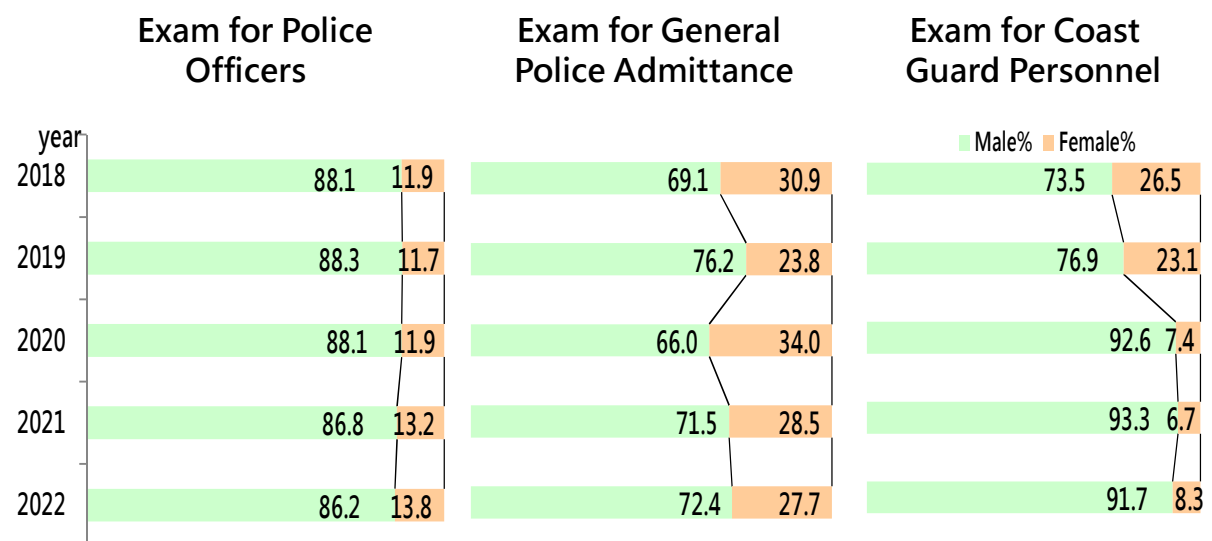
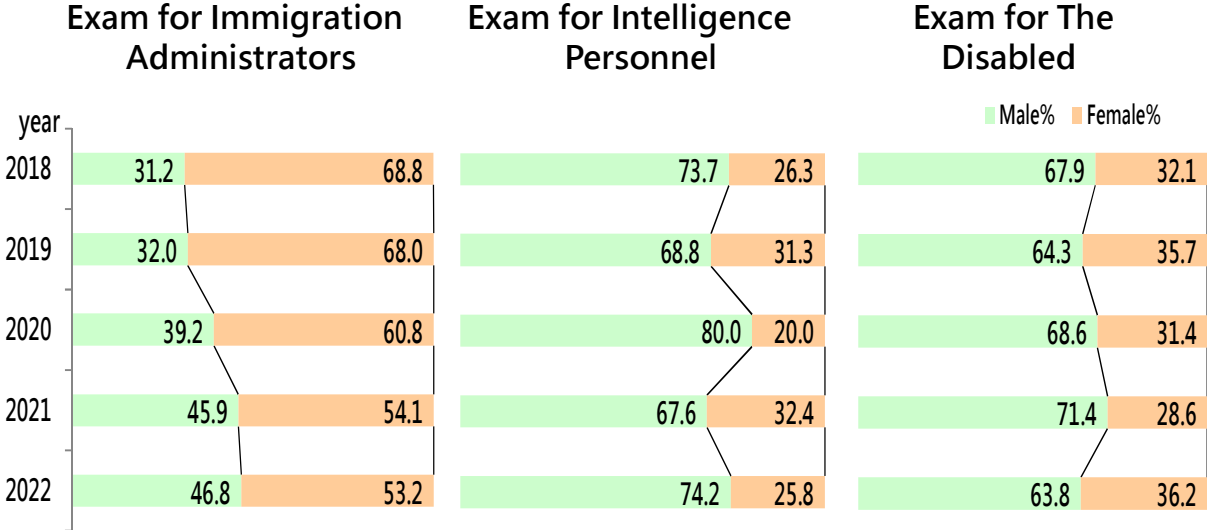


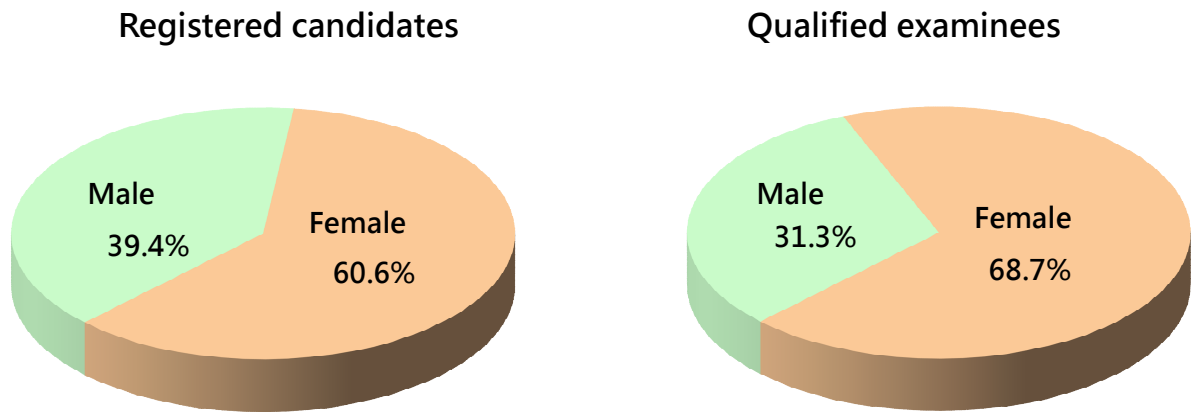
Figure 1-14 Gender Disparity in the percentages of qualified examinees of Special Civil Service Examinations in selecting examination names (2018-2022)(Cont.)



Source: Ministry of Examination

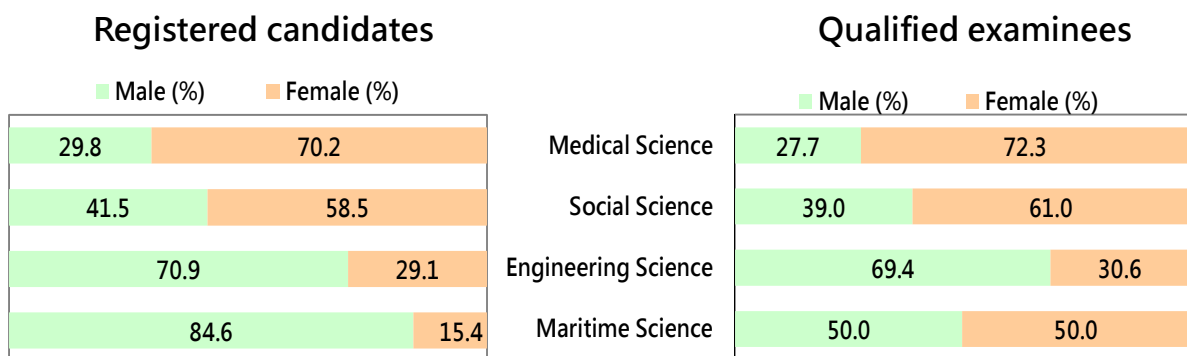
Chapter 2 Professional and Technical Examinations

Figure 2-1 Percentages of registered candidates and qualified examinees of Senior Professional and Technical Examinations (2022)



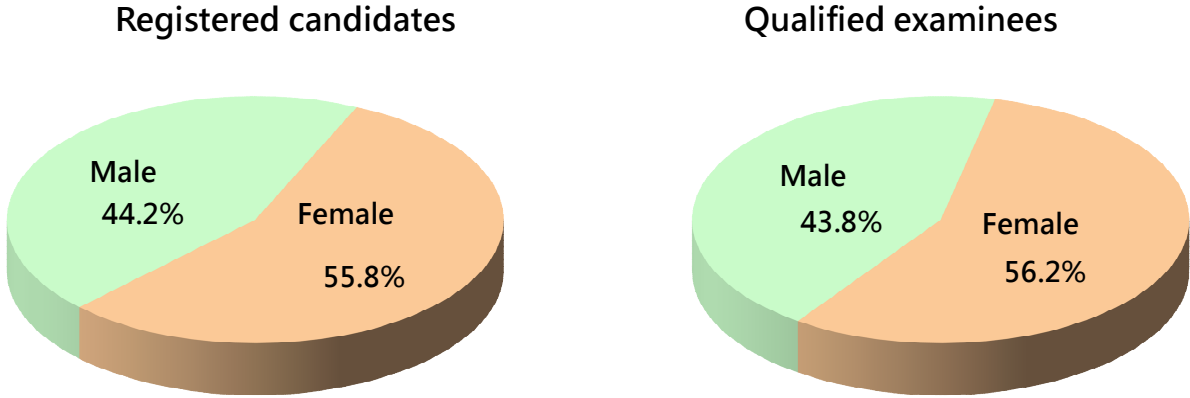
Source: Ministry of Examination

Figure 2-2 Percentages of registered candidates and qualified examinees of Senior Professional and Technical Examinations by category (2022)



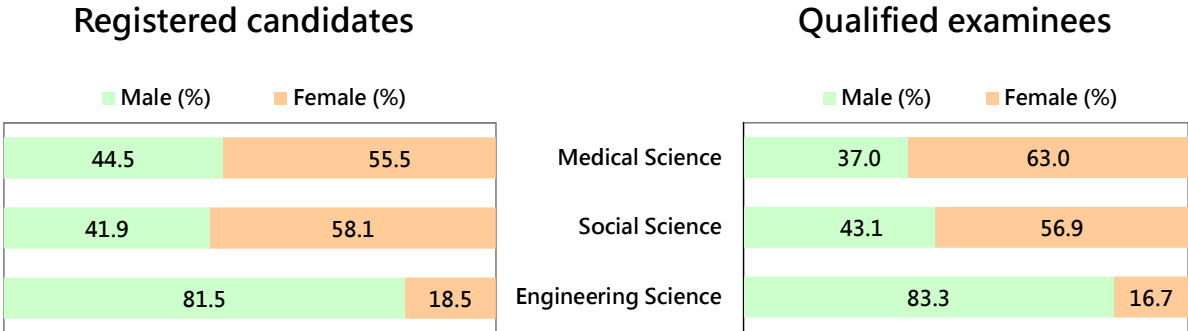
Source: Ministry of Examination

Figure 2-3 Percentages of registered candidates and qualified examinees of Junior Professional and Technical Examinations (2022)



Source: Ministry of Examination

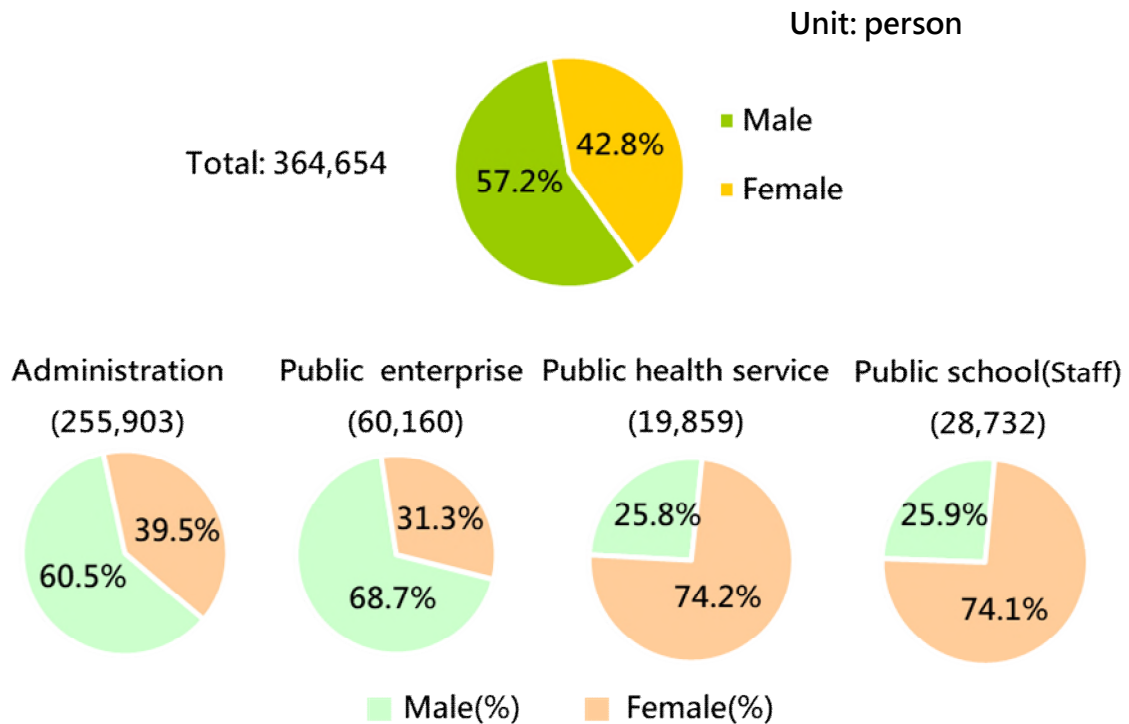
Figure 2-4 Percentages of registered candidates and qualified examinees of Junior Professional and Technical Examinations by category (2022)



Source: Ministry of Examination

Chapter 3 Civil Servants

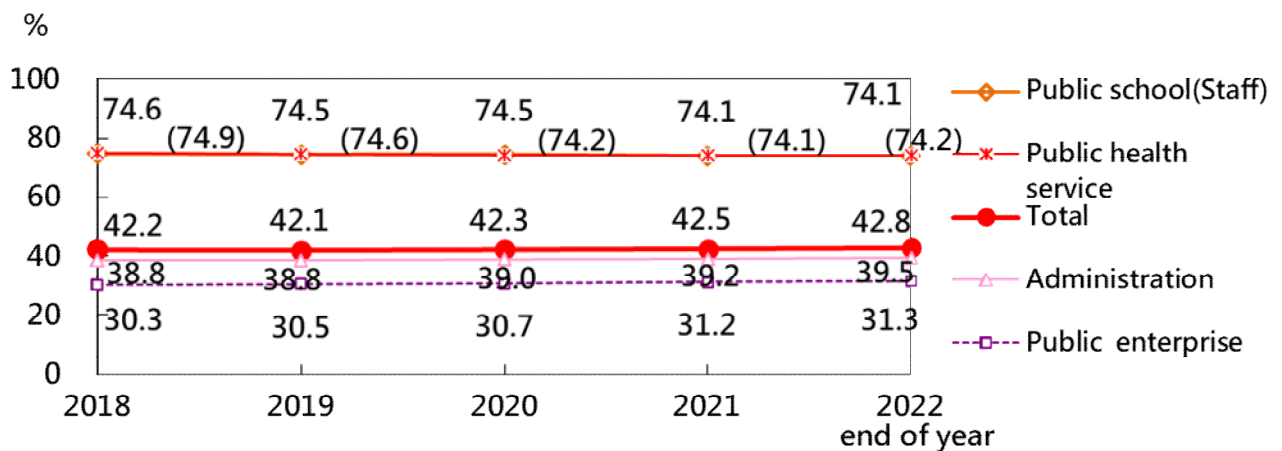
Figure 3-1 Civil servants by agency (end of 2022)



Source: Ministry of Civil Service

Note: Data include civilian personnel of administration, public enterprises, public health services and public schools, not including teachers, military personnel, security guards and contract employees.

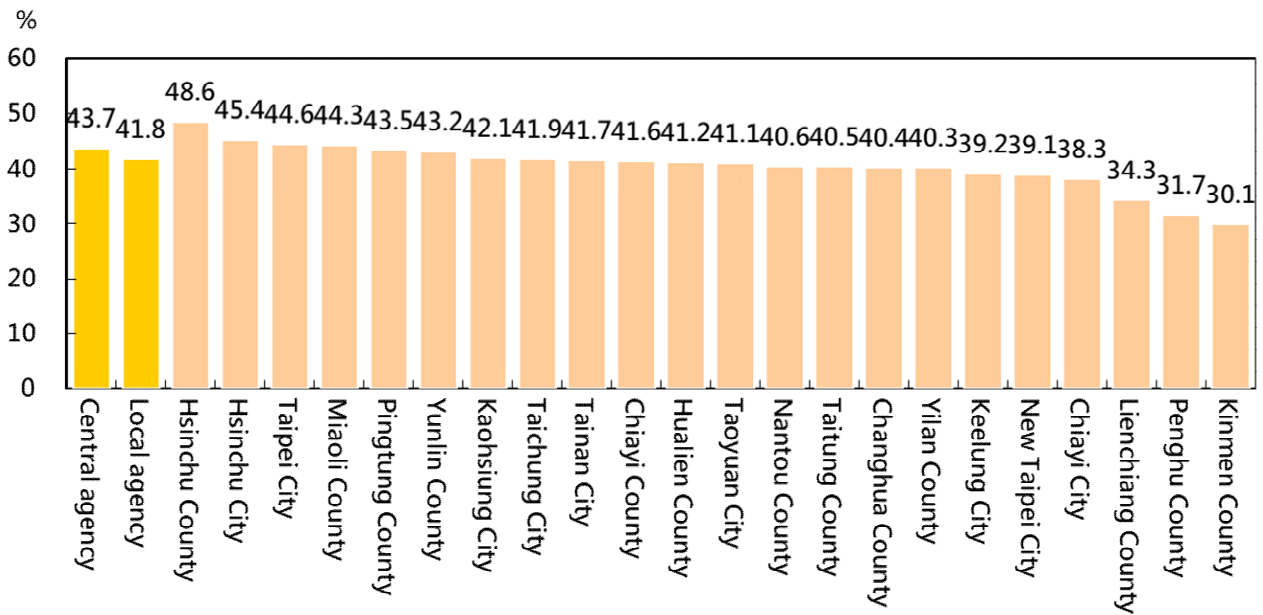
Figure 3-2 Percentages of female civil servants by agency (end of 2018-2022)



Source: Ministry of Civil Service

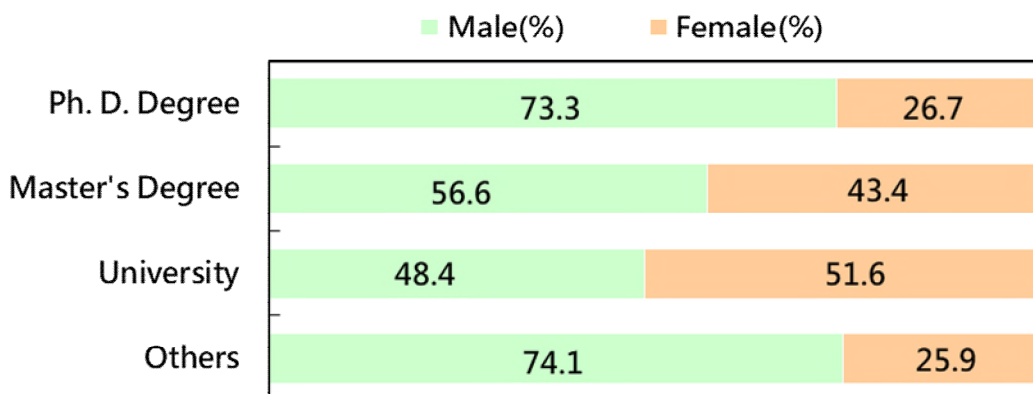
Note: The data in parentheses is public health service.

Figure 3-3 Percentages of female civil servants by county(city) (end of 2022)



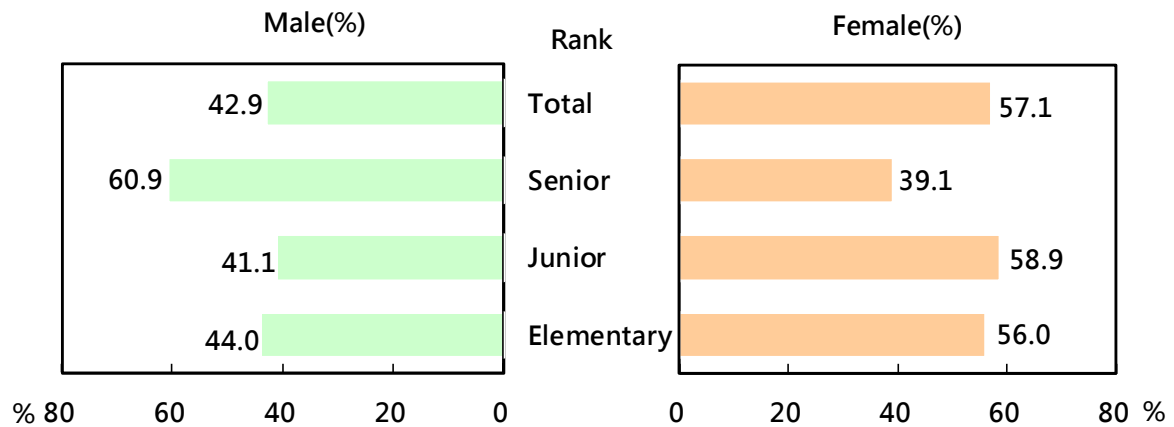
Source: Ministry of Civil Service

Figure 3-4 Percentages of level of education of civil servants (end of 2022)



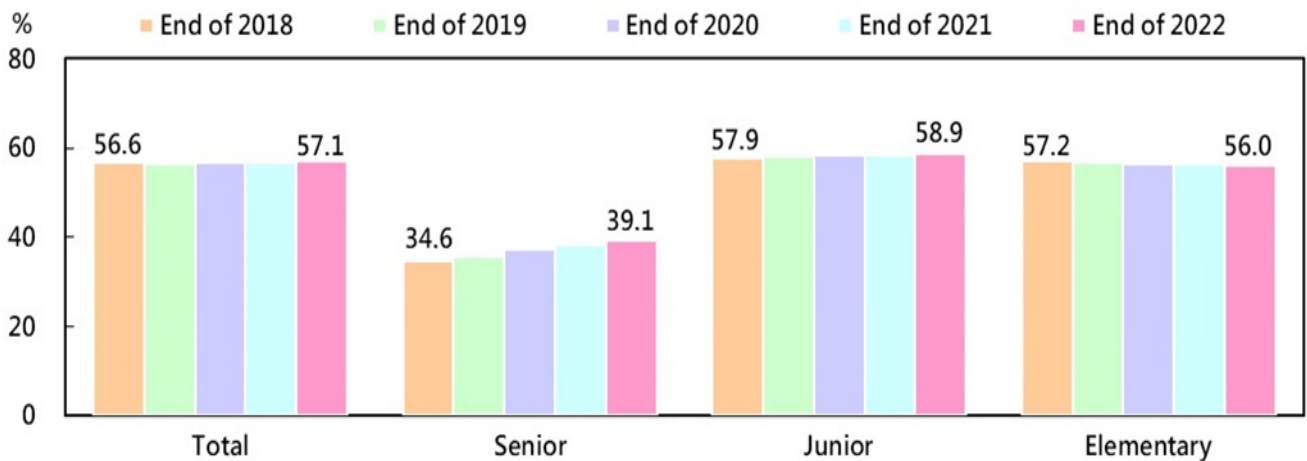
Source: Ministry of Civil Service

Figure 3-5 Percentages of civil servants by rank (end of 2022)



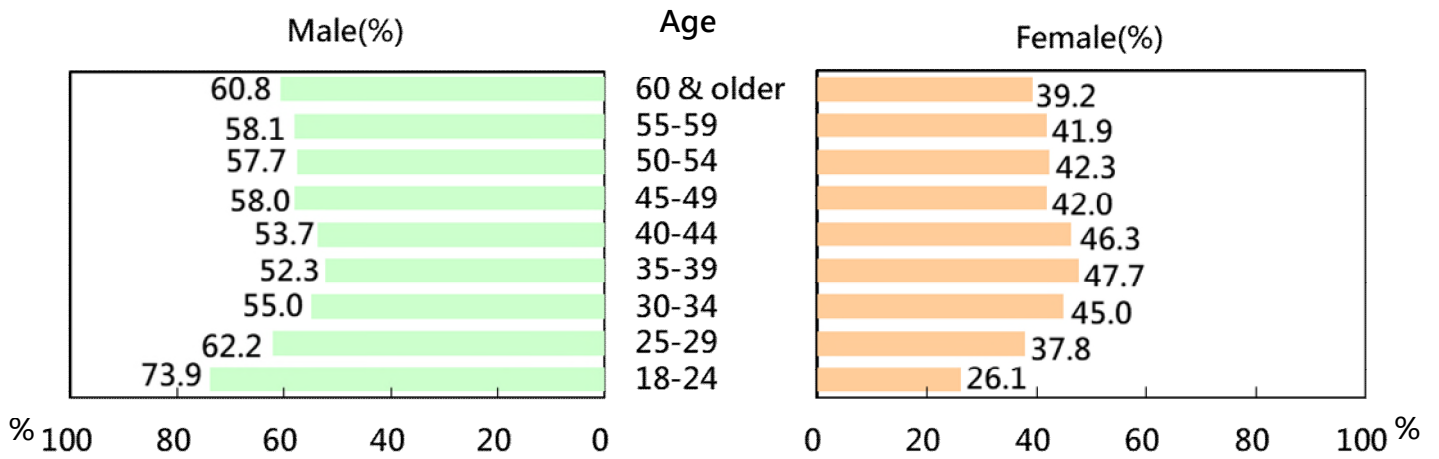
Source: Ministry of Civil Service

Figure 3-6 Percentages of female civil servants by rank (end of 2018-2022)



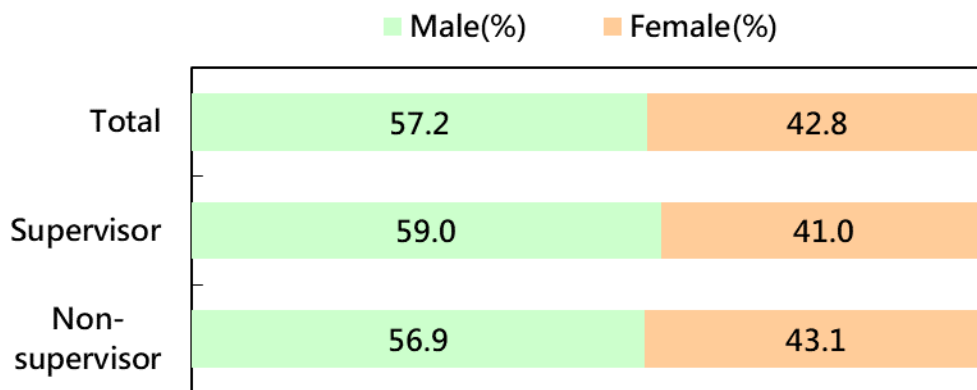
Source: Ministry of Civil Service

Figure 3-7 Percentages of civil servants by age (end of 2022)



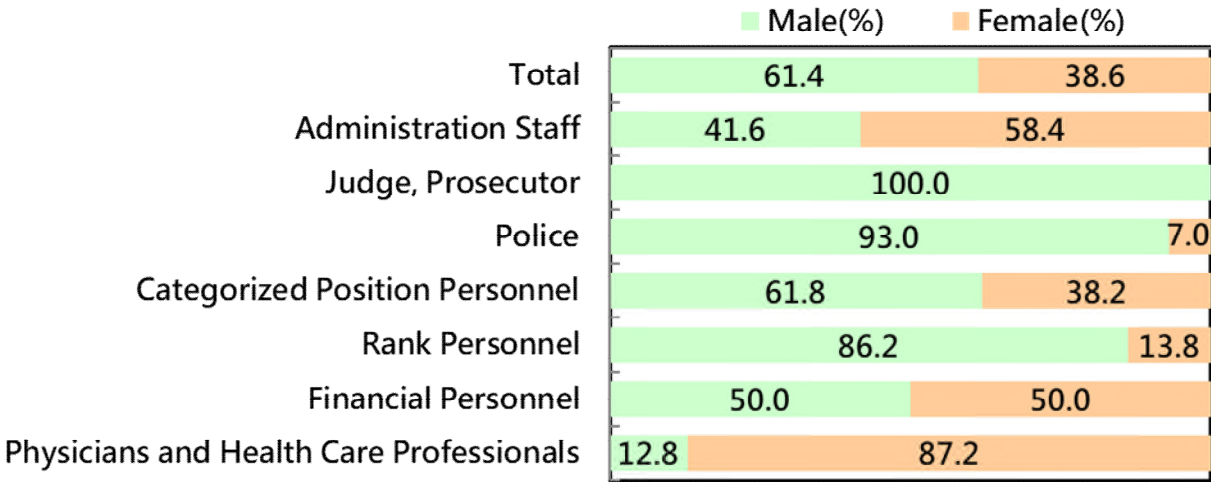
Source: Ministry Source: Ministry of Civil Service

Figure 3-8 Percentages of civil servants as supervisors (end of 2022)



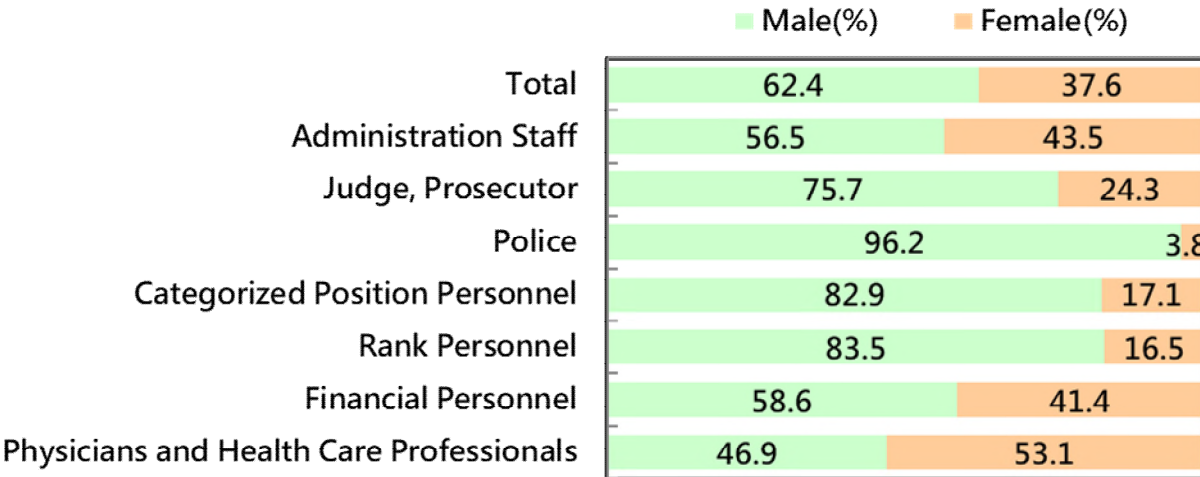
Source: Ministry of Civil Service

Figure 3-9 Percentages of indigenous civil servants by personnel category (end of 2022)



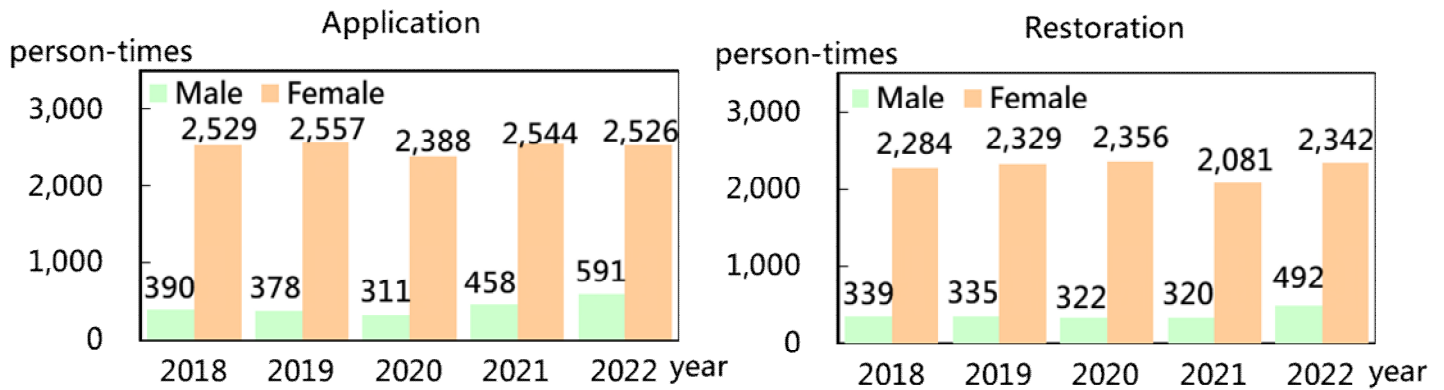
Source: Ministry of Civil Service

Figure 3-10 Percentages of disabled civil servants by personnel category (end of 2022)



Source: Ministry of Civil Service

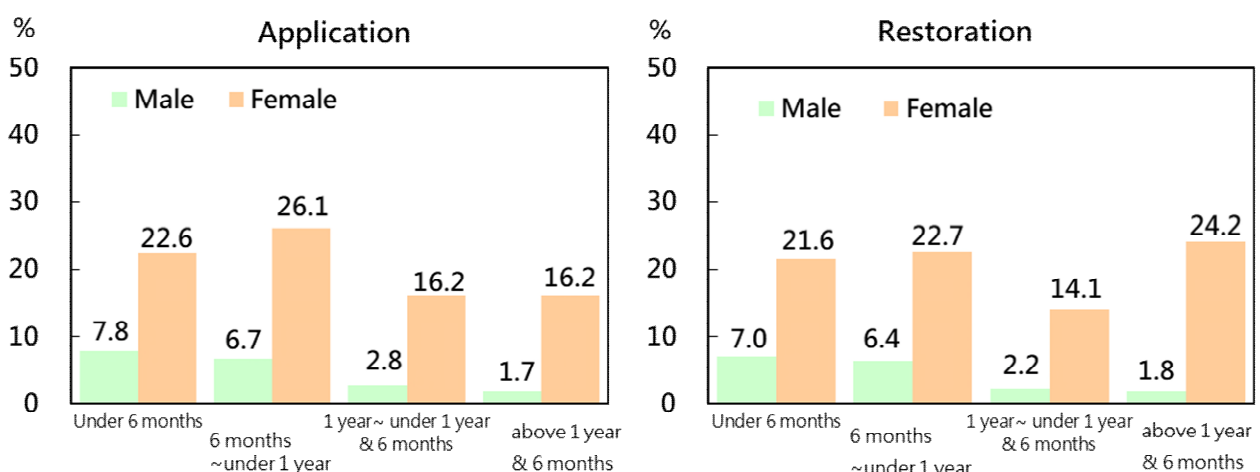
Figure 3-11 Civil servants applying for parental leave without pay and restoration (2018-2022)



Source: Civil Servants Qualification Review Database, Ministry of Civil Service

- Note: 1.Application data include civil servants applying for parental leave without pay registered by Ministry of Civil Service in each year, not including teachers and public enterprise personnel without Ministry of Civil Service qualification review.
 2.Restoration data refer to civil servants restoring from parental leave without pay reviewed by Ministry of Civil Service each year.

Figure 3-12 Percentages of civil servants applying for parental leave without pay and restoration by the period of leave (2022)

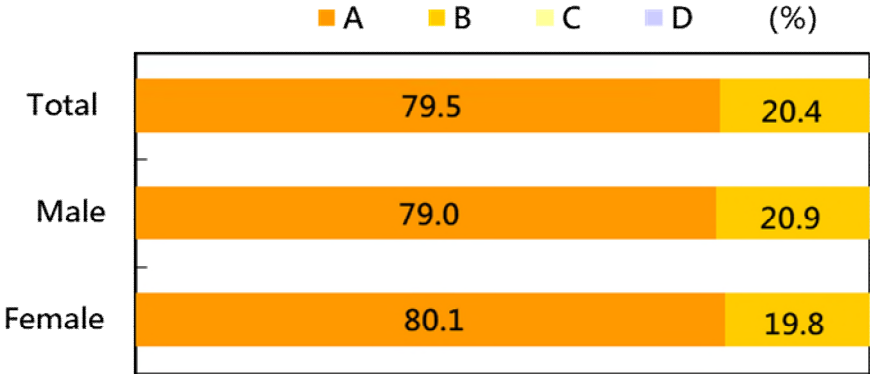


Source: Civil Servants Qualification Review Database, Ministry of Civil Service

Note: Number of application persons in 2022 =100; Number of restoration persons in 2022 =100

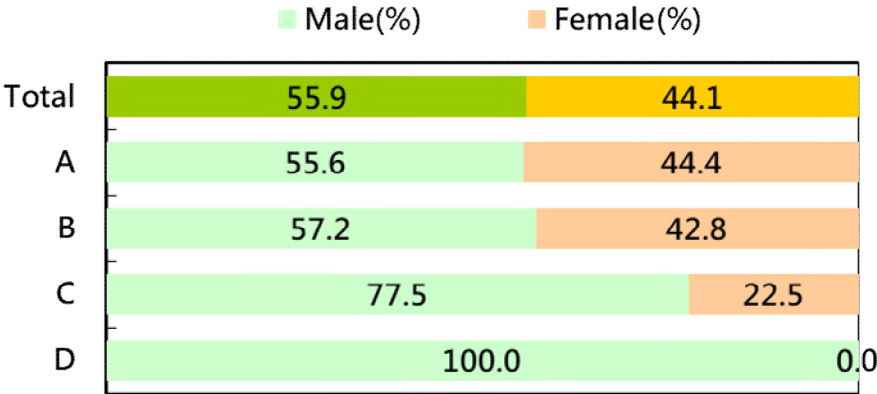
Chapter 4 Screening and Review Results of Civil Servants Performance Evaluation

Figure 4-1 Percentages of screening and review results of civil servants performance evaluation by gender (2021)



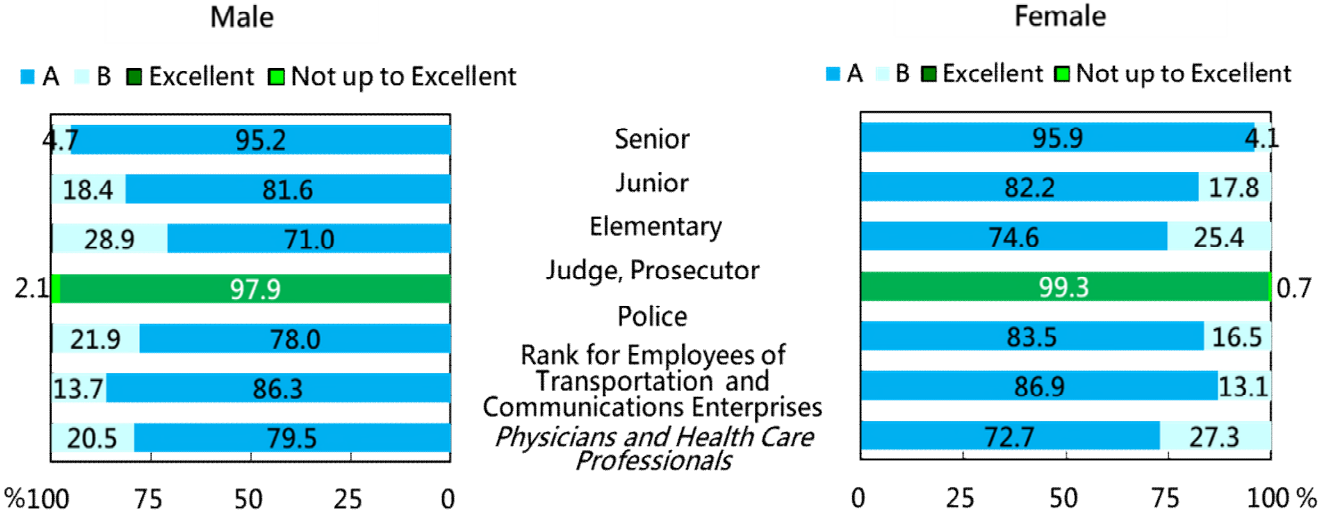
Source: Civil Servants Performance Rating Database, Ministry of Civil Service

Figure 4-2 Percentages of screening and review results of civil servants performance evaluation by ranking (2021)



Source: Civil Servants Performance Rating Database, Ministry of Civil Service

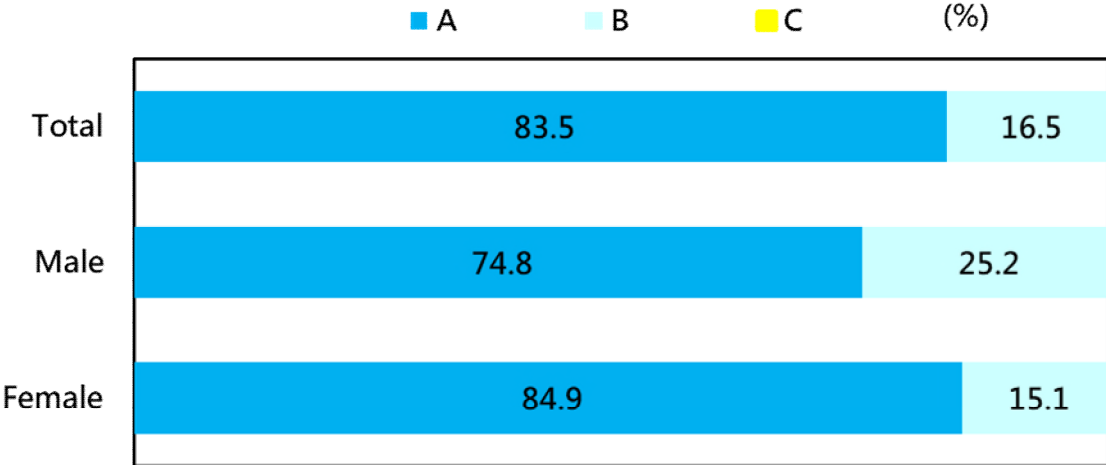
Figure 4-3 Percentages of screening and review results of civil servants performance evaluation by rank (2021)



Source: Civil Servants Performance Rating Database, Ministry of Civil Service

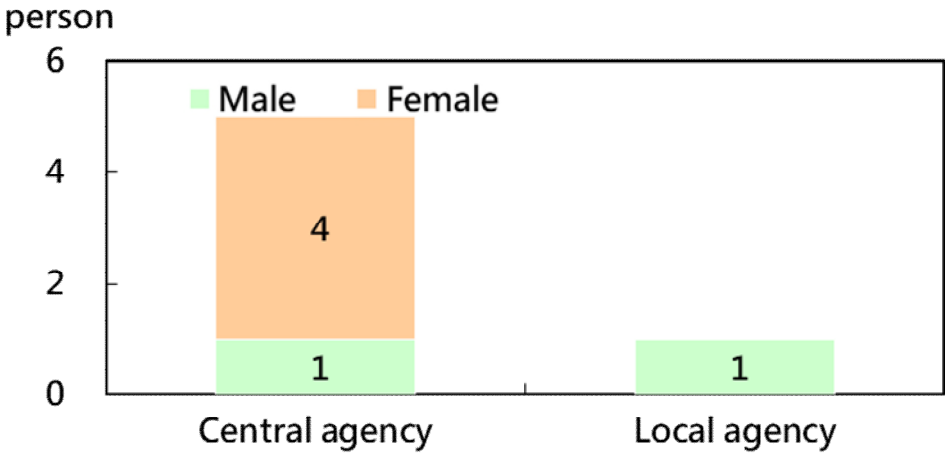
Note: Screening and review results of Judge and Prosecutor performance evaluation consist of two categories: " Excellent" and " Not Up to Excellent" .

Figure 4-4 Percentages of performance evaluation results for civil servants restoring from parental leave without pay (2021)



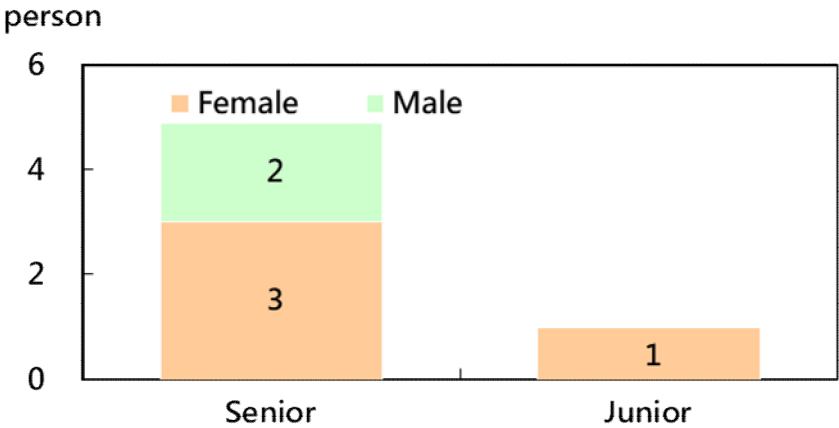
Source: Civil Servants Performance Rating Database, Ministry of Civil Service

Figure 4-5 Number of civil servants receiving Distinguished Achievement Award by agency (2022)



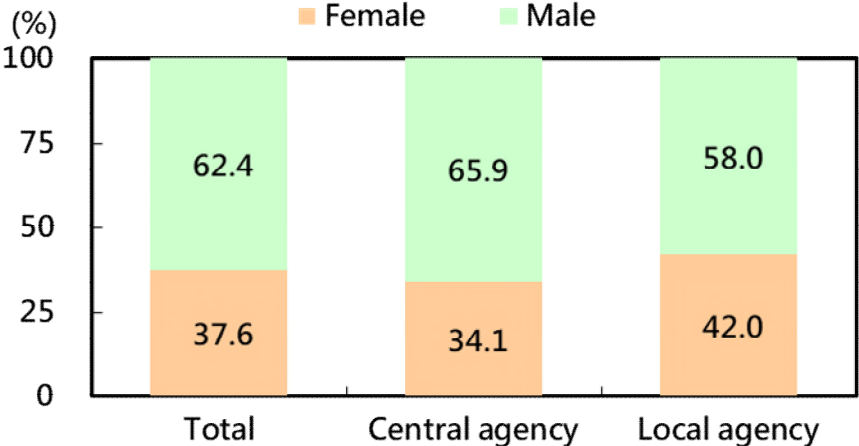
Source: Ministry of Civil Service

Figure 4-6 Number of civil servants receiving Distinguished Achievement Award by rank (2022)



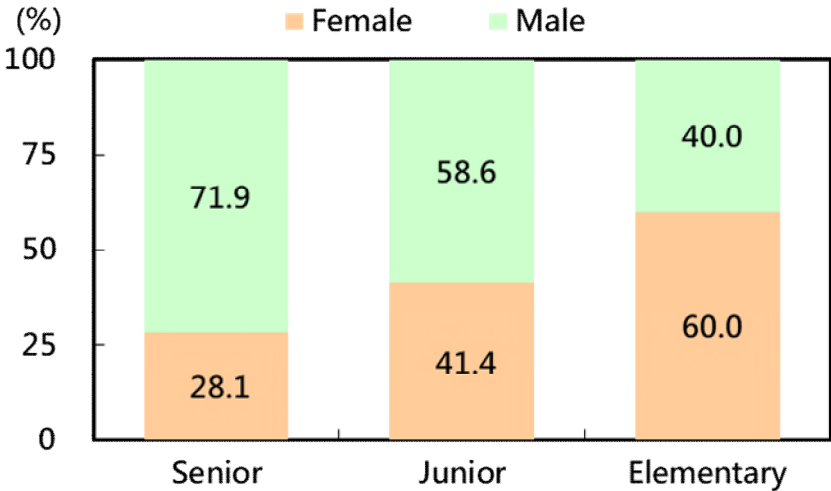
Source: Ministry of Civil Service

Figure 4-7 Percentages of civil servants receiving Model Civil Servants Award by agency (2022)



Source: Ministry of Civil Service

Figure 4-8 Percentages of civil servants receiving Model Civil Servants Award by rank (2022)

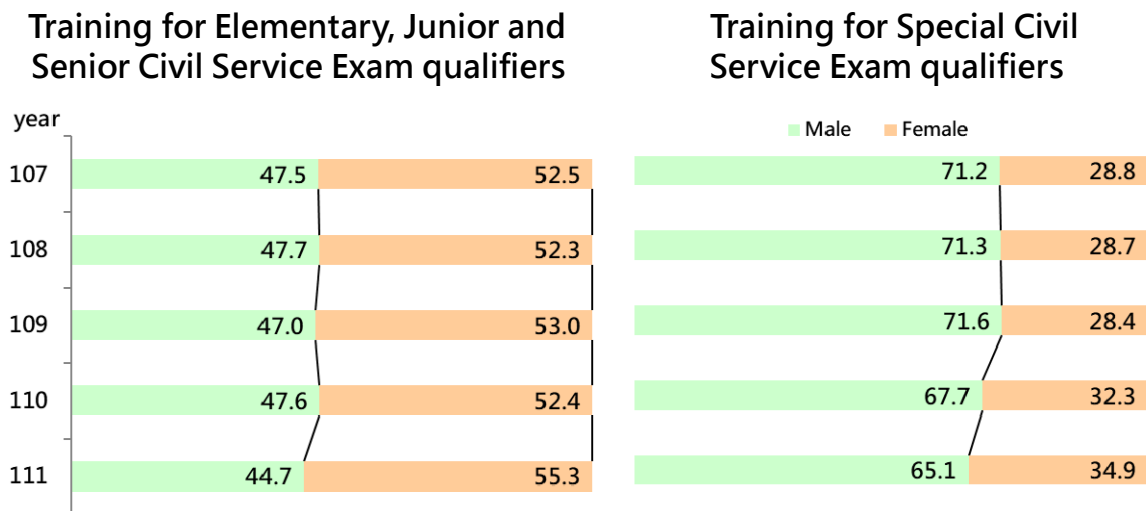


Source: Ministry of Civil Service

Chapter 5 Training and Development for Civil Servants

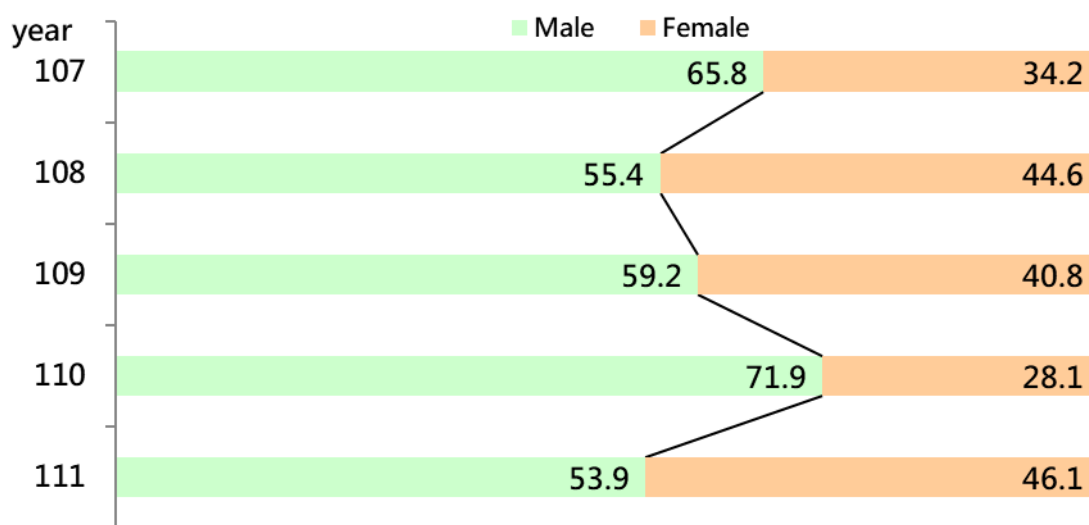
5.1 Basic training

Figure 5-1 Percentages of training for Civil Service Exam and Special Civil Service Exam qualifiers (2018-2022)



Source: Civil Service Protection and Training Commission

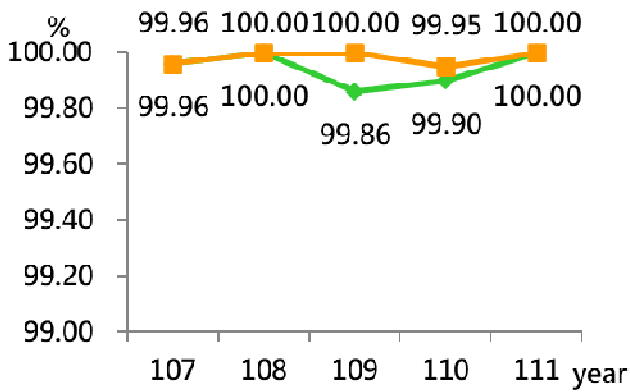
Figure 5-2 Percentages of retaining training qualification for Elementary, Junior and Senior Civil Service Exam qualifiers(2018-2022)



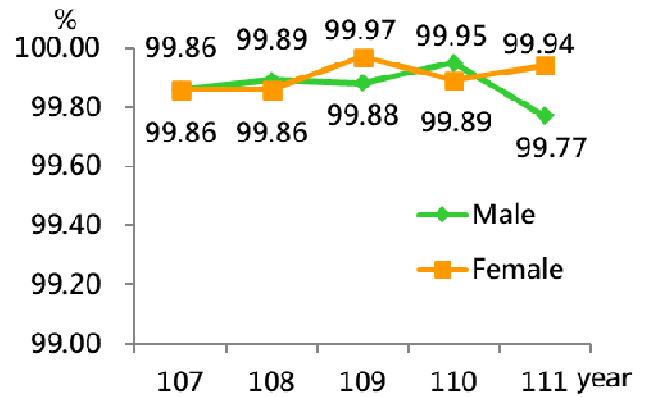
Source: Civil Service Protection and Training Commission

Figure 5-3 Qualification rate of training for Civil Service Exam and Special Civil Service Exam qualifiers (2018-2022)

Training for Elementary, Junior and Senior Civil Service Exam qualifiers



Training for Special Civil Service Exam qualifiers



Source: Civil Service Protection and Training Commission

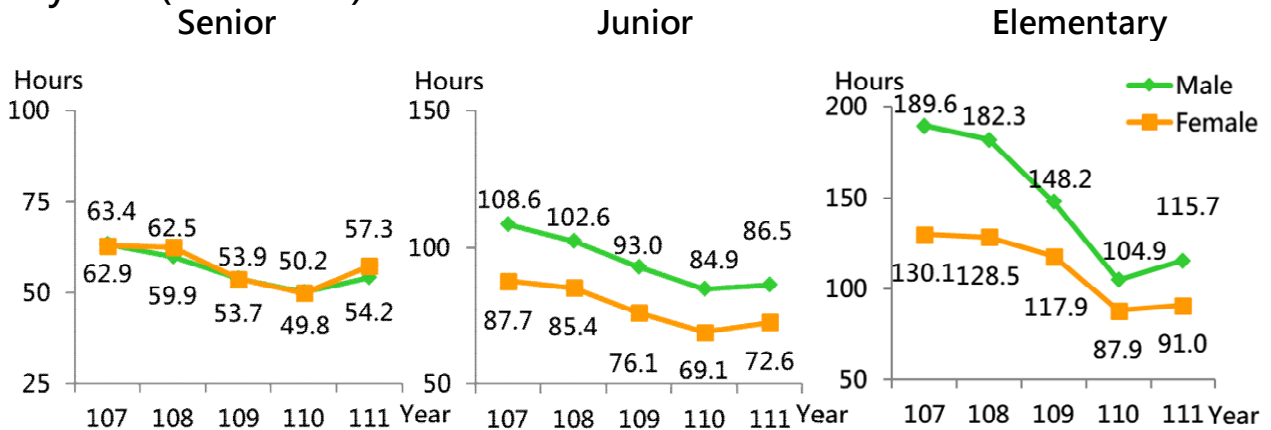
5.2 On-the-job training

Figure 5-4 Percentages of on-the-job training for civil servants by rank (2018-2022)



Source: Civil Service Protection and Training Commission

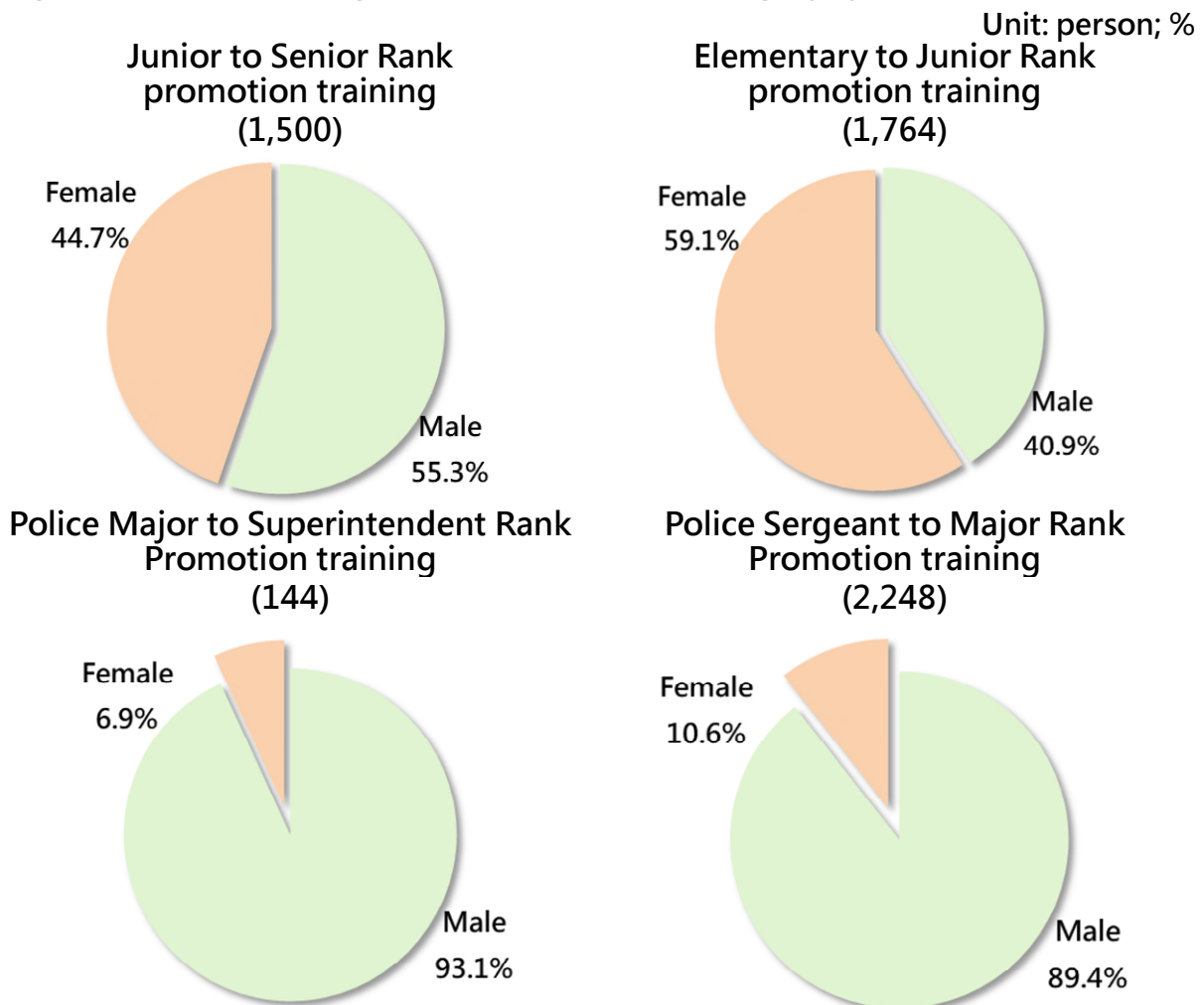
Figure 5-5 The average of on-the-job training hours for civil servants by rank (2018-2022)



Source: Civil Service Protection and Training Commission

5.3 Development training

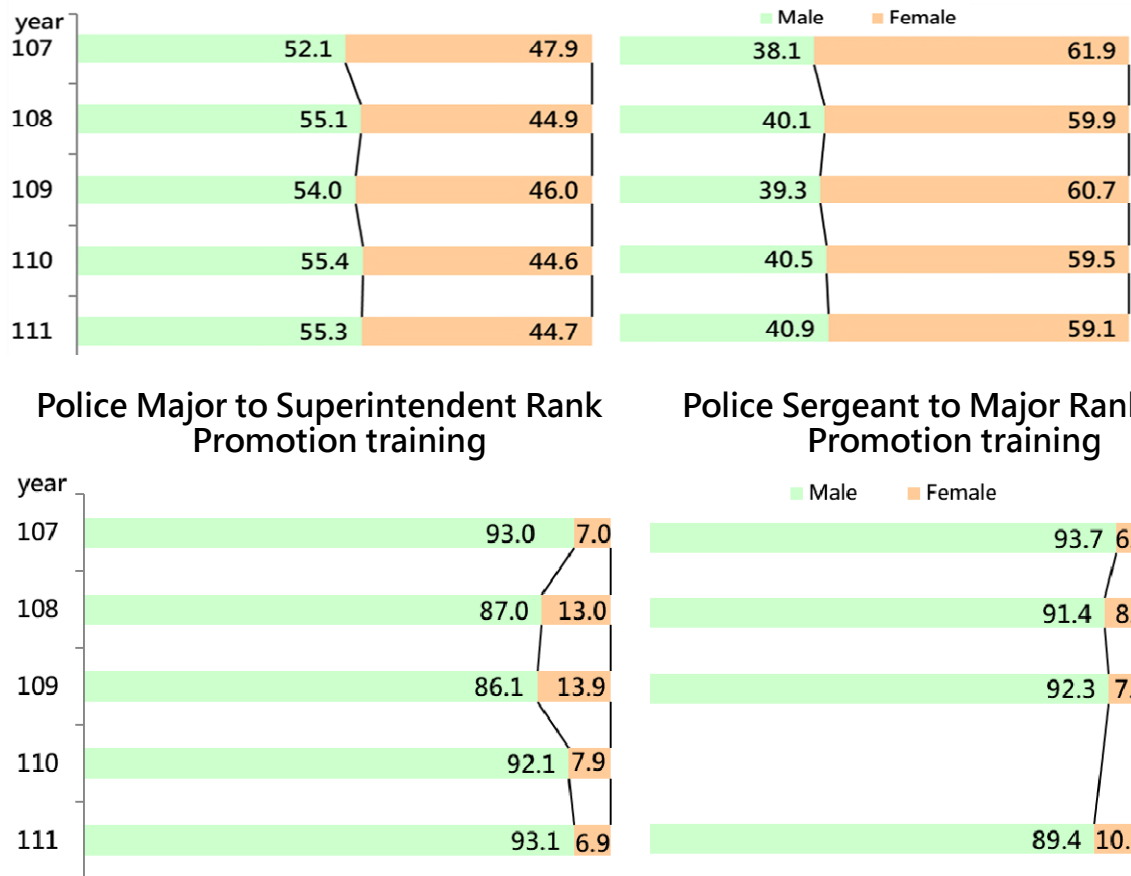
Figure 5-6 Percentages of promotion training by type (2022)



Source: Civil Service Protection and Training Commission

Note: Because of COVID-19, 2021 Police Sergeant to Major Rank Promotion training was held in 2022.

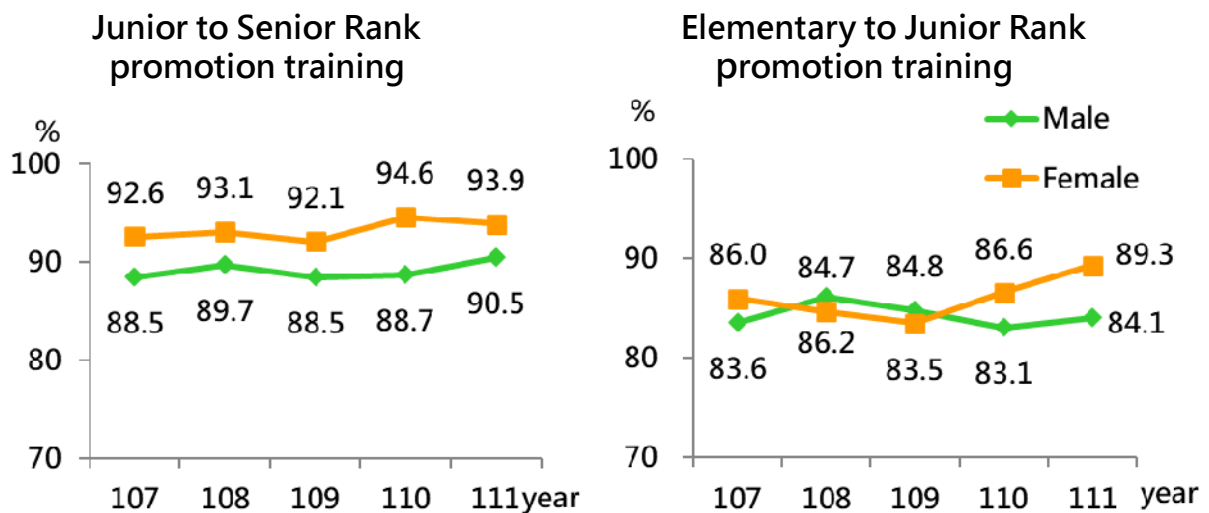
Figure 5-7 Percentages of promotion training by type (2018-2022)
 Junior to Senior Rank promotion training Elementary to Junior Rank promotion training



Source: Civil Service Protection and Training Commission

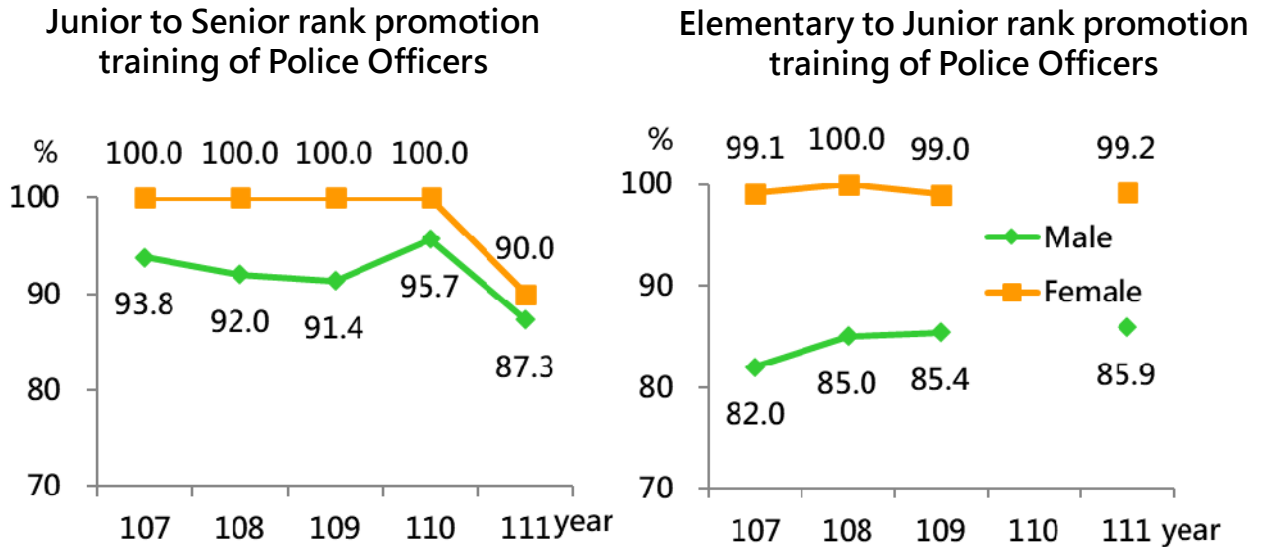
Note: Because of COVID-19, 2021 Police Sergeant to Major Rank Promotion training was held in 2022.

Figure 5-8 Qualification rate of Junior to Senior rank promotion training and Elementary to Junior rank promotion training (2018-2022)



Source: Civil Service Protection and Training Commission

Figure 5-9 Qualification rate of Junior to Senior rank promotion training of Police Officers and Elementary to Junior rank promotion training of Police Officers (2018-2022)



Source: Civil Service Protection and Training Commission

Note: The 2021 Elementary to Junior rank promotion training of Police Officers has been postponed to 2022 due to COVID-19.

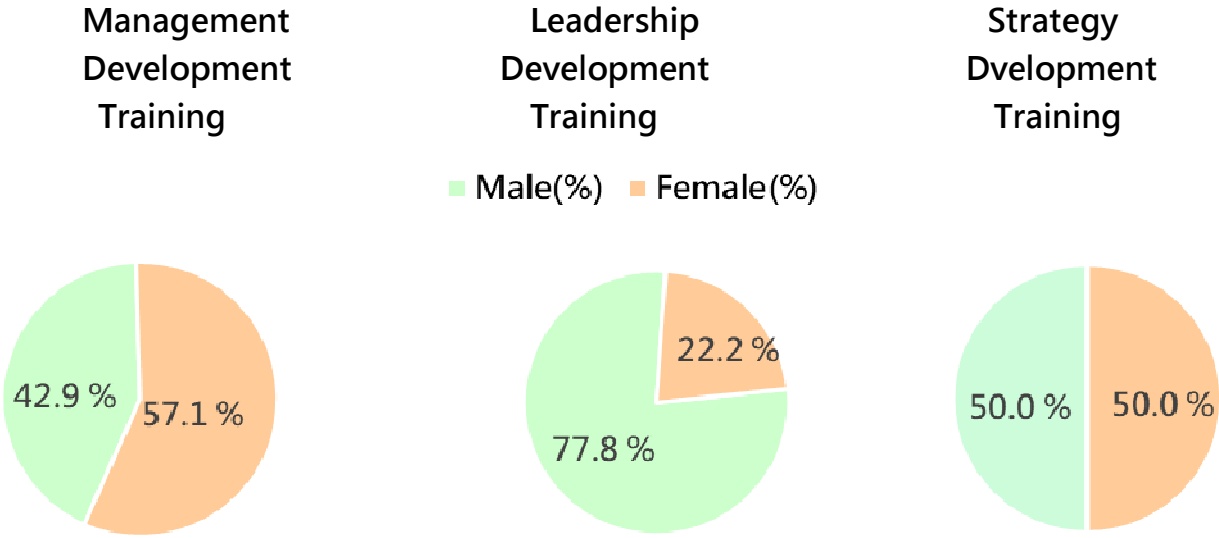
Figure 5-10 Percentages of developing training for Senior civil servants (2018-2022)

year	Male(%)	Female(%)
2018	58.1	41.9
2019	58.5	41.5
2020	0.0	0.0
2021	0.0	0.0
2022	52.9	47.1

Source: Civil Service Protection and Training Commission

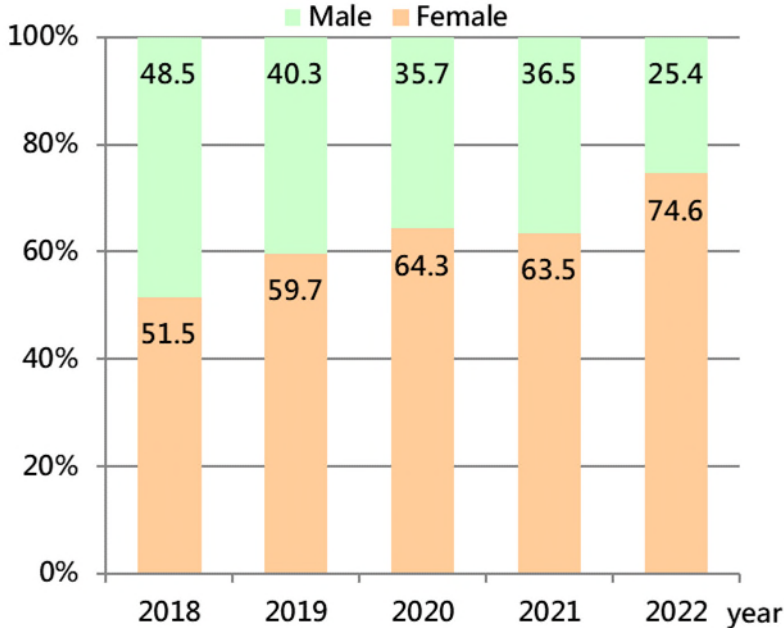
Note: Developing training for Senior civil servants was suspended in 2020 due to COVID-19. The 2021 training has been postponed to 2022.

Figure 5-11 Percentages of developing training for Senior civil servants by type (2022)



Source: Civil Service Protection and Training Commission

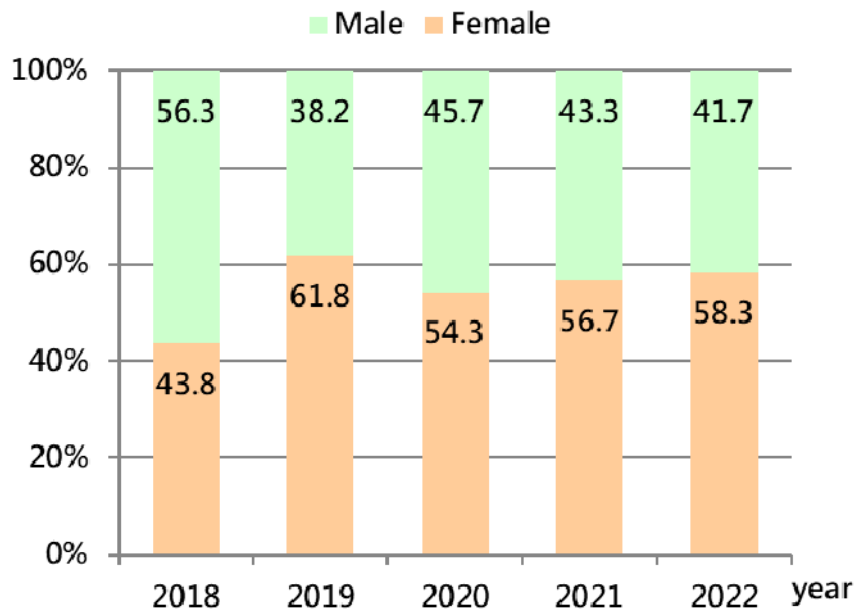
Figure 5-12 Percentages of counsellor of training for Civil Service Exam and Special Civil Service Exam qualifiers (2018-2022)



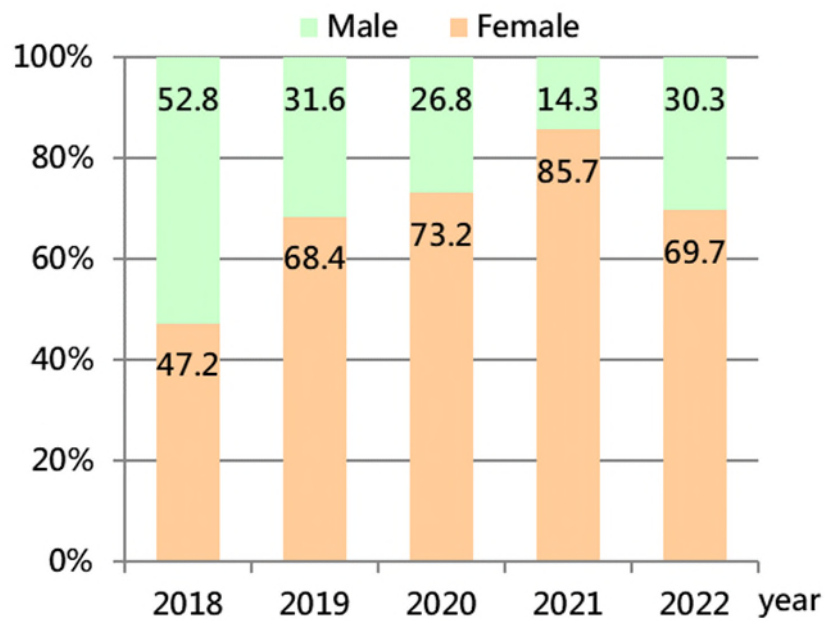
Source: National Academy of Civil Service

Figure 5-13 Percentages of counsellor of promotion training (2018-2022)

Junior to Senior Rank Promotion Training



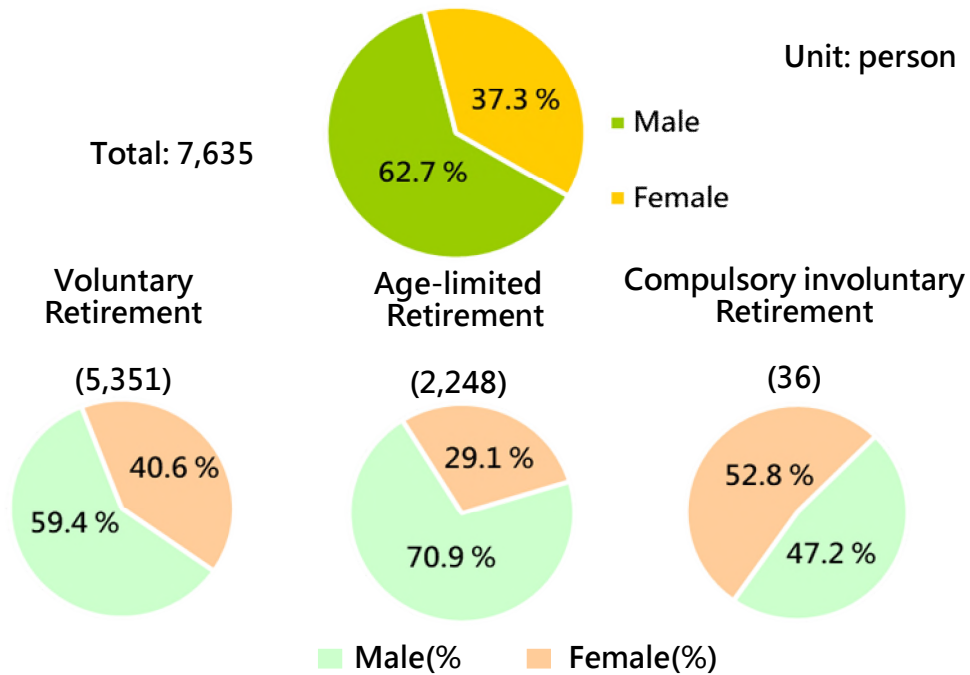
Elementary to Junior Rank Promotion Training



Source: National Academy of Civil Service

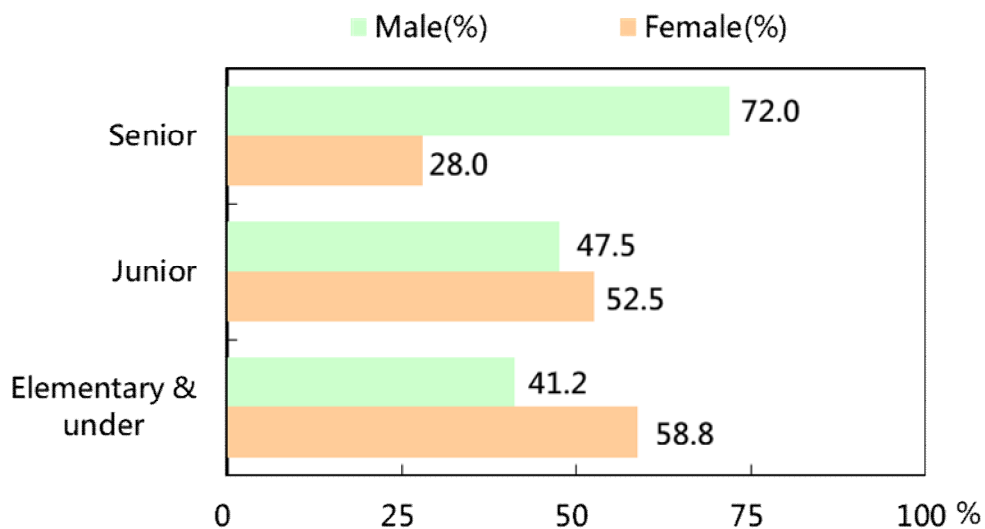
Chapter 6 Retirement and Survivor Relief of Civil Servants

Figure 6-1 Overview of civil servants retirement review by type (2022)



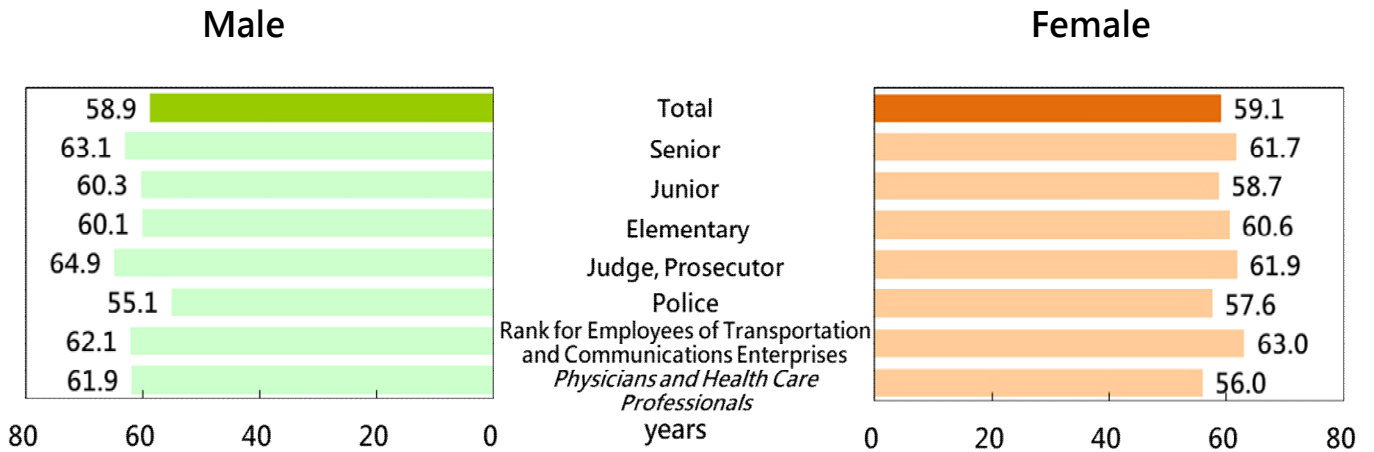
Source: Civil Servants Retirement and Survivor Relief Database, Ministry of Civil Service

Figure 6-2 Percentages of civil servants retirement review by rank (2022)



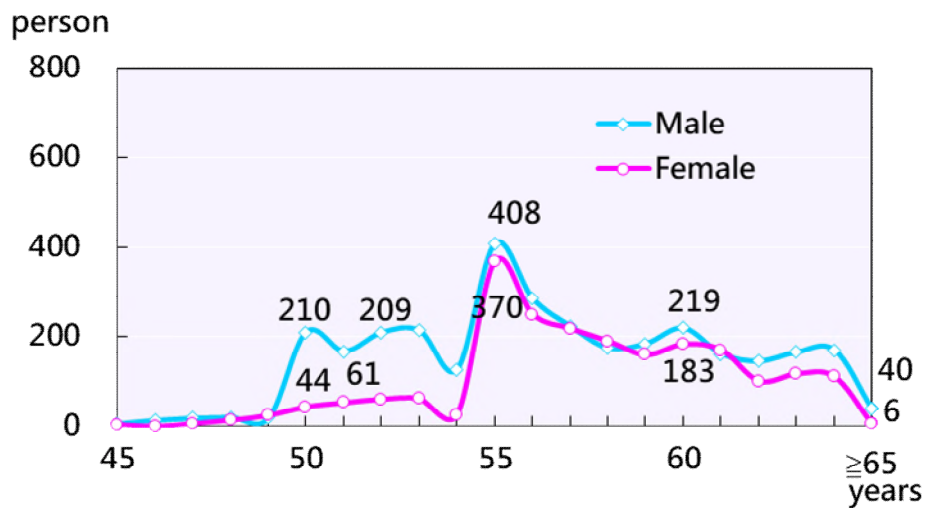
Source: Civil Servants Retirement and Survivor Relief Database, Ministry of Civil Service

Figure 6-3 Average age of civil servants retirement review by rank (2022)



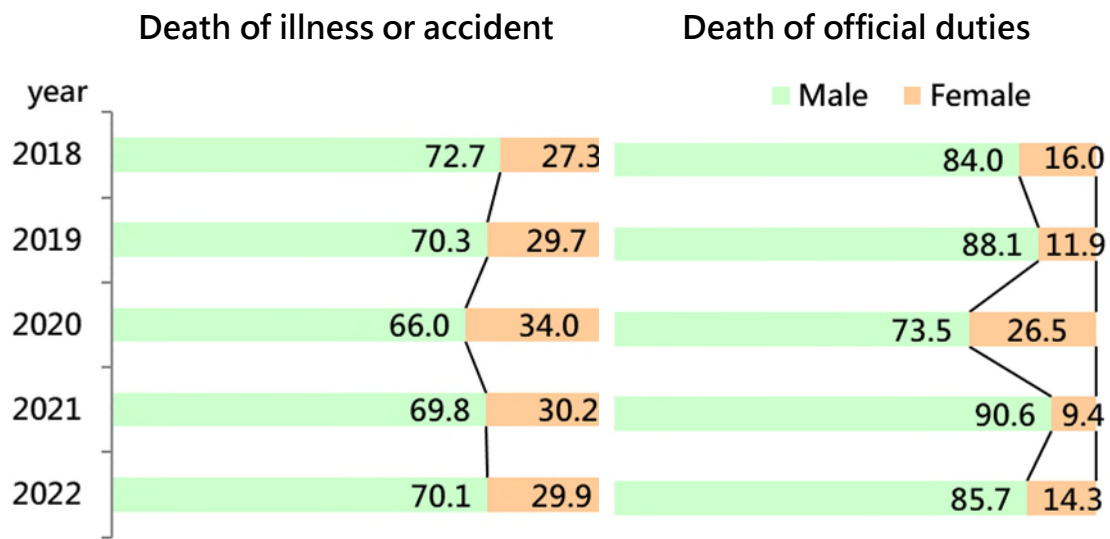
Source: Civil Servants Retirement and Survivor Relief Database, Ministry of Civil Service

Figure 6-4 Number of civil servants voluntary retirement review by age (2022)



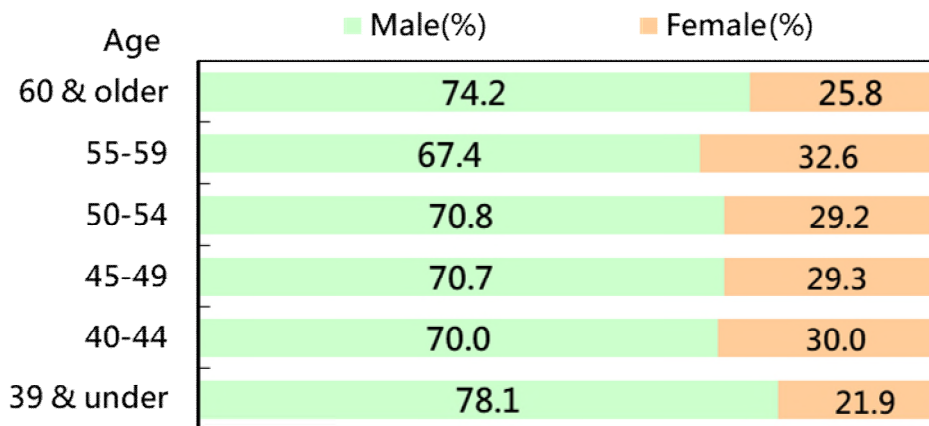
Source: Civil Servants Retirement and Survivor Relief Database, Ministry of Civil Service
 Note: The reach retirement's age of civil servants is 65 years old except for judges and prosecutors (majority of 70 years old).

Figure 6-5 Percentages of civil servants survivor relief review by type (2018-2022)



Source: Civil Servants Retirement and Survivor Relief Database, Ministry of Civil Service

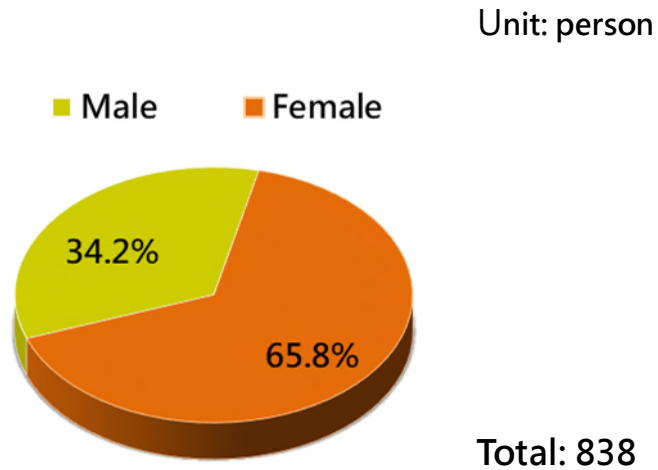
Figure 6-6 Percentages of civil servants survivor relief review by age (2022)



Source: Civil Servants Retirement and Survivor Relief Database, Ministry of Civil Service

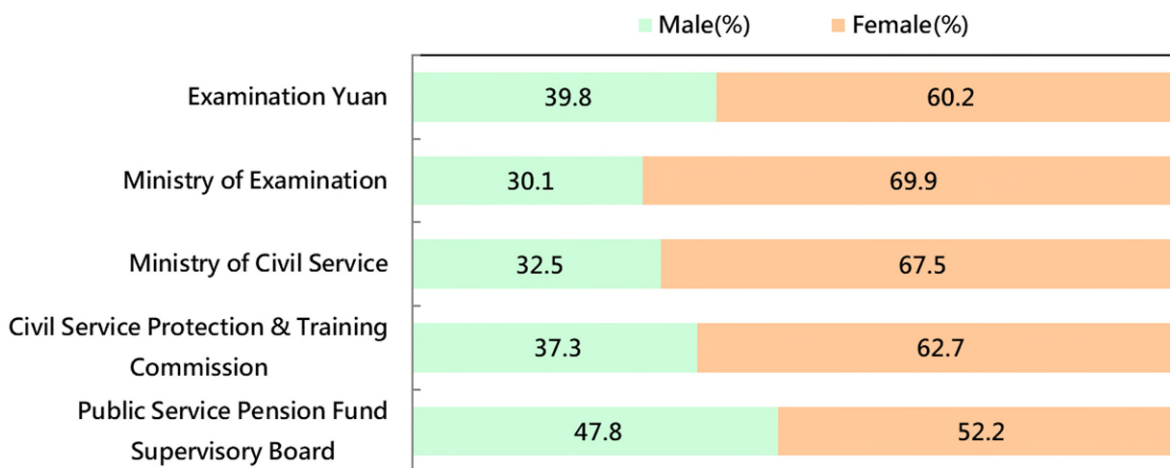
Chapter 7 Personnel of Examination Yuan and Subordinate Agencies

Figure 7-1 Overview of employees of Examination Yuan and subordinate agencies by gender (end of 2022)



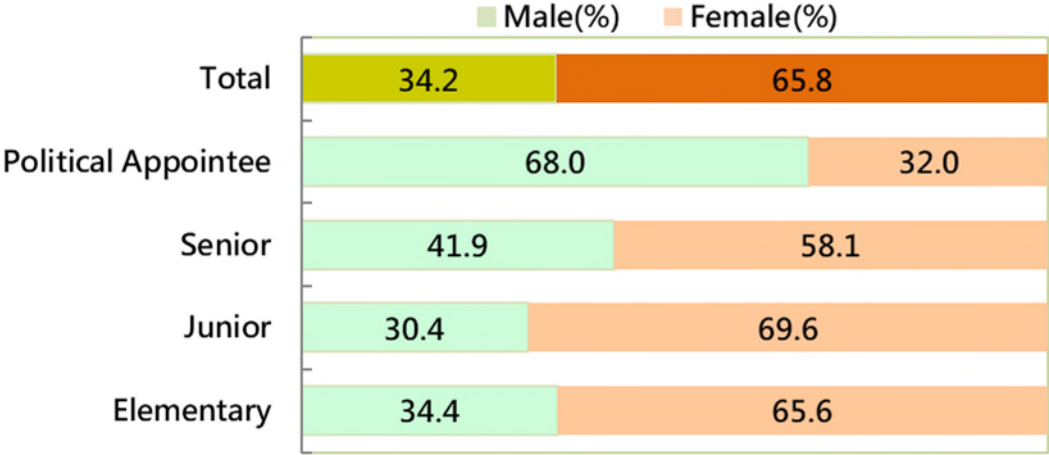
Source: Examination Yuan

Figure 7-2 Percentages of personnel of Examination Yuan and subordinate agencies by agency (end of 2022)



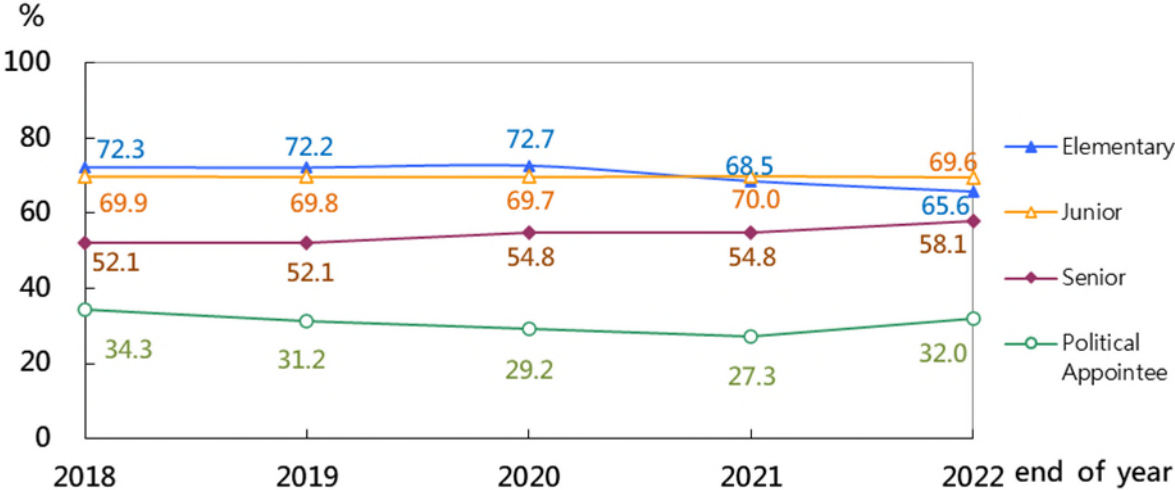
Source: Examination Yuan

Figure 7-3 Percentages of personnel of Examination Yuan and subordinate agencies by rank (end of 2022)



Source: Examination Yuan

Figure 7-4 Percentages of female employees of Examination Yuan and subordinate agencies by rank (end of 2018-2022)



Source: Examination Yuan